



AIRTREND Limited  
Predstavništvo u Beogradu  
Kumanovska 14, 11000 Beograd  
Tel: 011/3836886, 3085740  
Faks: 011/3444113  
e-mail: [gobrid@eunet.rs](mailto:gobrid@eunet.rs)  
web: [www.airtrend.rs](http://www.airtrend.rs)

ENERGY EFFICIENT VENTILATION

Östberg is one of the leading producers of radial fans in the world. In the early 1970s, the founder and owner of the company designed the first circular and rectangular in-line radial duct fans in history with external rotor motors and straight-through airflow (180°). We have continued to develop new products and today offer a wide product range of centrifugal in-line duct fans, roof fans, wall fans and energy recovery units. Our goal is to always offer the highest-quality products at competitive prices. The company is certified according to the quality and environment standards ISO 9001 and ISO 14001. These high demands guarantee an efficient and rational production of high-standard fans. All our fans are tested before delivery, which gives us 100% control of production. Air quality directly affects the way we feel, not only physically but also mentally. Therefore use high-quality products from Östberg in order to achieve a healthy indoor climate with energy-efficient ventilation.

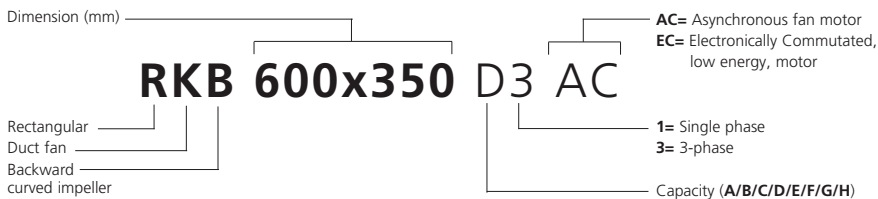


The following two symbols are used in this catalogue:



Products marked with the AC and EC symbols are approved for use in the EU, EFTA & EEA countries.

UNINSULATED



**RK..... 152**

The RK has proven performance and reliability. Designed to cope with high pressure and long ducts. RK is available with AC motor. Airflows up to 9.100 m<sup>3</sup>/h (2.50 m<sup>3</sup>/s).

**RKB..... 172**

The RKB is compact with high capacity and very good efficiency. RKB is available with AC or EC motor. Airflows up to 14.100 m<sup>3</sup>/h (3.90 m<sup>3</sup>/s).

INSULATED



**IRB..... 210**

The IRB, equipped with 50 mm of thermal and acoustic insulation makes it ideal for handling cold air. Designed for high pressure and long, complicated duct runs. IRB is available with AC or EC motor. Airflows up to 13.300 m<sup>3</sup>/h (3.70 m<sup>3</sup>/s).

**IRE..... 242**

The IRE, equipped with 50 mm of thermal and acoustic insulation makes it ideal for handling cold air. Designed for high pressure and long, complicated duct runs. IRE is available with AC motor. Airflows up to 8.200 m<sup>3</sup>/h (2.30 m<sup>3</sup>/s).



# UNINSULATED DUCT FANS WITH RECTANGULAR CONNECTIONS

## RK 400x200 C1 AC



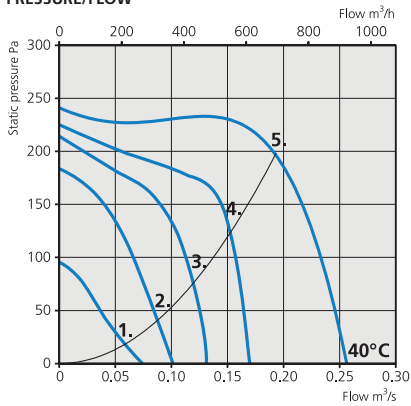
- Duct fan with rectangular connections.
- Proven performance and reliability.
- Designed to cope with high pressure and long ducts.
- The power consumption at highest total efficiency is below 125W and is not subject to the ErP directive.
- Impeller with forward curved blades.
- The external rotor motor has maintenance-free sealed ball-bearings.
- Integrated approved thermal motor protection.
- Motor has insulation class F.
- Enclosure class of the fan is IP 44.

- Junction box has enclosure class IP 54.
- For speed control a transformer or electric speed controller can be connected.
- Fan housing is manufactured from galvanized sheet steel.
- Swing-out design to simplify the maintenance and cleaning of the impeller.
- The fan is intended to be installed in a duct system.
- When duct connected the fan can be installed outside or in damp environments.
- Easy installation in any position.

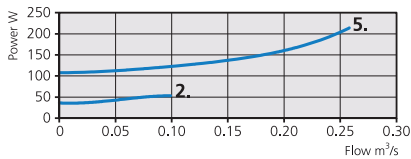
### ACCESSORIES

- Mounting brackets Universal Kit
- Rectangular flexible connection, 400x200, for reducing vibration in ventilation systems
- RK-Kit, 400x200, to convert RK to RKC with circular connections
- Transformer VRDE 1.5, VRTE 1
- Electronic speed controller, VRS 1.0

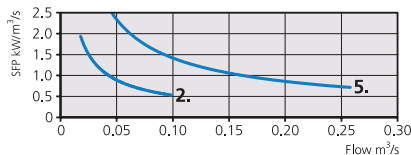
### PRESSURE/FLOW



### POWER/FLOW



### SFP



### TRANSFORMER STEPS

1. 80V    2. 110V    3. 135V    4. 165V    5. 230V

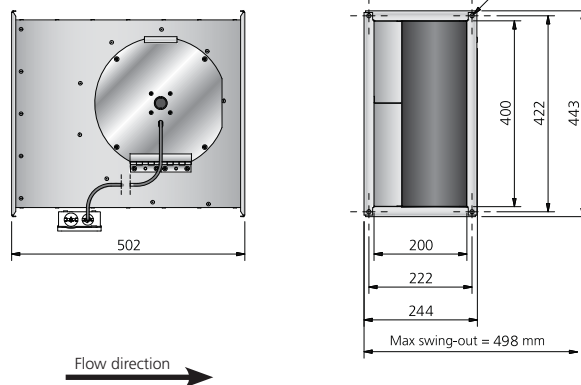
### TECHNICAL DATA

RK 400x200 C1 AC	Art.no. 7500033
Voltage	230/50 V/Hz
Voltage range	220-240/50 V/Hz
Phase	1 ~
Current	0.95 A
Power	215 W
Speed	810 rpm
Capacitor	6 µF
Max. temperature of transported air	40 C°
Max. temperature of transported air when speed-controlled	40 C°
Sound pressure level at 3 m	50 dB(A)
Weight	11.4 kg
Wiring diagram	4040001

### SOUND DATA

	L <sub>pA</sub>	L <sub>WA</sub> tot dB (A)	63	125	250	500	1K	2K	4K	8K
5. Surrounding 230V	50	57	36	46	52	50	52	45	40	32
5. Outlet 230V		72	61	63	65	65	64	63	62	55
5. Inlet 230V		69	58	64	64	61	55	56	54	47
4. Inlet 165V		64	55	59	59	55	50	51	48	39
3. Inlet 135V		62	54	57	57	53	47	48	44	34
2. Inlet 110V		60	53	55	55	52	44	46	40	31
1. Inlet 80V		53	47	47	48	47	39	38	31	20

### DIMENSIONS (mm)



Flow direction →

# UNINSULATED DUCT FANS WITH RECTANGULAR CONNECTIONS

## RK 400x200 C3 ErP AC



### ACCESSORIES

- Mounting brackets Universal Kit
- Rectangular flexible connection, 400x200, for reducing vibration in ventilation systems
- RK-Kit, 400x200, to convert RK to RKC with circular connections
- Transformer VRDE 1.5, VRTE C
- Electronic speed controller, VRS 1.0

- Duct fan with rectangular connections.
- Proven performance and reliability.
- Designed to cope with high pressure and long ducts.
- The power consumption at highest total efficiency is above 125W and meets the ErP directive.
- Impeller with forward curved blades.
- The external rotor motor has maintenance-free sealed ball-bearings.
- Integrated approved thermal motor protection.
- Motor has insulation class F.
- Enclosure class of the fan is IP 44.

- Junction box has enclosure class IP 54.
- For speed control a transformer or electric speed controller can be connected.
- Fan housing is manufactured from galvanized sheet steel.
- Swing-out design to simplify the maintenance and cleaning of the impeller.
- The fan is intended to be installed in a duct system.
- When duct connected the fan can be installed outside or in damp environments.
- Easy installation in any position.

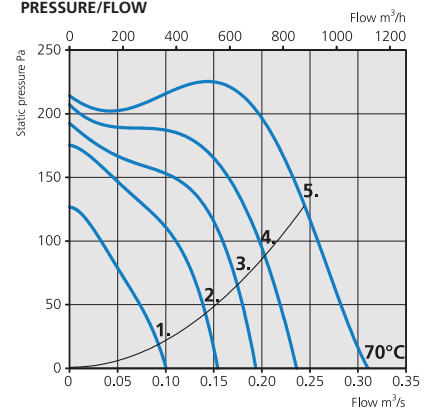
### TECHNICAL DATA

RK 400x200 C3 ErP AC	Art.no. 7500047
Voltage	Y 400/Δ 230 / 50 V/Hz
Voltage range	380-415/50 V/Hz
Phase	3 ~
Current	0.47 / 0.82 A
Power	247 W
Speed	1260 rpm
Capacitor	0 μF
Max. temperature of transported air	70 °C
Max. temperature of transported air when speed-controlled	70 °C
Sound pressure level at 3 m	49 dB(A)
Weight	8.6 kg
Wiring diagram	Y 4040004 / Δ 4040003

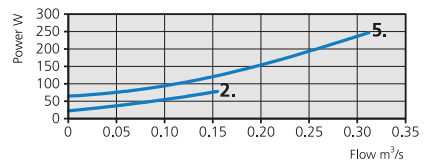
### SOUND DATA

	$L_{pA}$	$L_{WA}$ tot dB (A)	63	125	250	500	1K	2K	4K	8K
5. Surrounding 400V	49	56	36	45	52	51	48	45	43	37
5. Outlet 400V		77	67	68	70	68	68	70	68	64
5. Inlet 400V		70	58	65	65	62	58	58	59	54
4. Inlet 240V		67	58	61	61	59	54	55	55	49
3. Inlet 185V		63	54	57	57	57	51	52	51	43
2. Inlet 145V		59	51	53	52	53	48	47	45	36
1. Inlet 95V		49	40	41	42	45	38	34	29	17

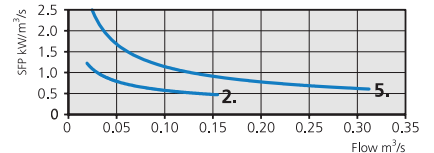
### PRESSURE/FLOW



### POWER/FLOW



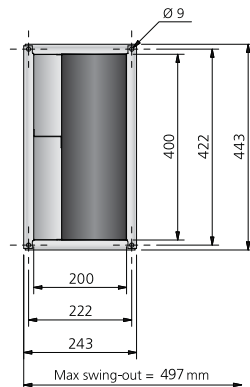
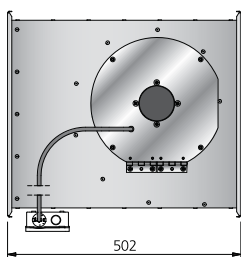
### SFP



### TRANSFORMER STEPS

1. 95V
2. 145V
3. 185V
4. 240V
5. 400V

### DIMENSIONS (mm)



# UNINSULATED DUCT FANS WITH RECTANGULAR CONNECTIONS

## RK 500x250 D1 AC



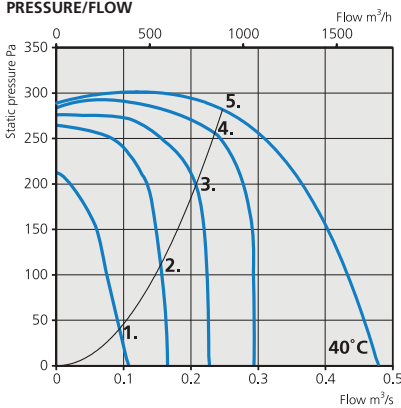
- Duct fan with rectangular connections.
- Proven performance and reliability.
- Designed to cope with high pressure and long ducts.
- Impeller with forward curved blades.
- The external rotor motor has maintenance-free sealed ball-bearings.
- Integrated approved thermal motor protection.
- Motor has insulation class F.
- Enclosure class of the fan is IP 44.
- Junction box has enclosure class IP 54.
- For speed control a transformer or electric speed controller can be connected.

- Fan housing is manufactured from galvanized sheet steel.
- Swing-out design to simplify the maintenance and cleaning of the impeller.
- The fan is intended to be installed in a duct system.
- When duct connected the fan can be installed outside or in damp environments.
- Easy installation in any position.
- This product is not approved for use in the EU, EFTA or EEA countries.

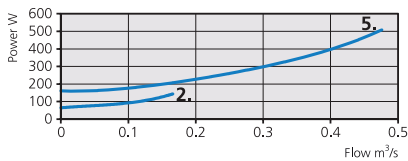
### ACCESSORIES

- Mounting brackets Universal Kit
- Rectangular flexible connection, 500x250, for reducing vibration in ventilation systems
- RK-Kit, 500x250, to convert RK to RKC with circular connections
- Transformer VRDE 3, VRTE 3
- Electronic speed controller, VRS 4.0

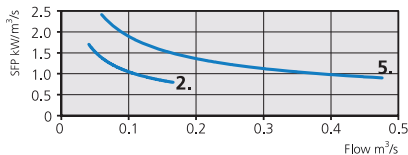
### PRESSURE/FLOW



### POWER/FLOW



### SFP



### TRANSFORMER STEPS

1. 80V    2. 110V    3. 135V    4. 165V    5. 230V

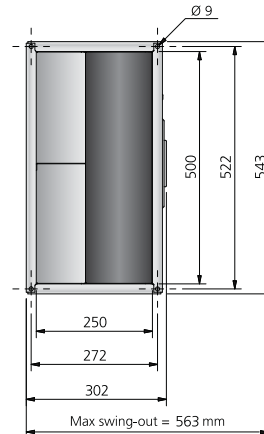
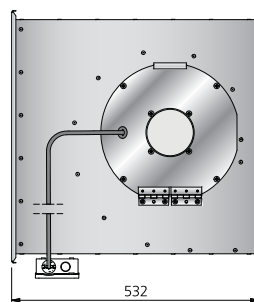
### TECHNICAL DATA

RK 500x250 D1 AC	Art.no. 7500037
Voltage	230/50 V/Hz
Voltage range	220-240/50 V/Hz
Phase	1 ~
Current	2.40 A
Power	520 W
Speed	1110 rpm
Capacitor	8 µF
Max. temperature of transported air	40 C°
Max. temperature of transported air when speed-controlled	40 C°
Sound pressure level at 3 m	56 dB(A)
Weight	18.0 kg
Wiring diagram	4040005

### SOUND DATA

	L <sub>PA</sub>	L <sub>WA</sub> tot dB (A)	63	125	250	500	1K	2K	4K	8K
5. Surrounding 230V	56	63	39	48	57	55	57	54	51	48
5. Outlet 230V		80	61	65	68	71	75	73	72	68
5. Inlet 230V		74	61	68	67	61	63	66	64	59
4. Inlet 165V		71	60	63	65	60	61	64	63	56
3. Inlet 135V		70	57	65	62	57	58	61	60	52
2. Inlet 110V		66	53	65	57	53	52	55	52	42
1. Inlet 80V		59	40	59	45	42	38	39	32	19

### DIMENSIONS (mm)



# UNINSULATED DUCT FANS WITH RECTANGULAR CONNECTIONS

## RK 500x250 D3 ErP AC



### ACCESSORIES

- Mounting brackets Universal Kit
- Rectangular flexible connection, 500x250, for reducing vibration in ventilation systems
- RK-Kit, 500x250, to convert RK to RKC with circular connections
- Transformer VRDT 2, VRTT 1

- Duct fan with rectangular connections.
- Proven performance and reliability.
- Designed to cope with high pressure and long ducts.
- The power consumption at highest total efficiency is above 125W and meets the ErP directive.
- Impeller with forward curved blades.
- The external rotor motor has maintenance-free sealed ball-bearings.
- Integrated approved thermal motor protection.
- Motor has insulation class F.
- Enclosure class of the fan is IP 44.

- Junction box has enclosure class IP 54.
- For speed control a transformer or electric speed controller can be connected.
- Fan housing is manufactured from galvanized sheet steel.
- Swing-out design to simplify the maintenance and cleaning of the impeller.
- The fan is intended to be installed in a duct system.
- When duct connected the fan can be installed outside or in damp environments.
- Easy installation in any position.

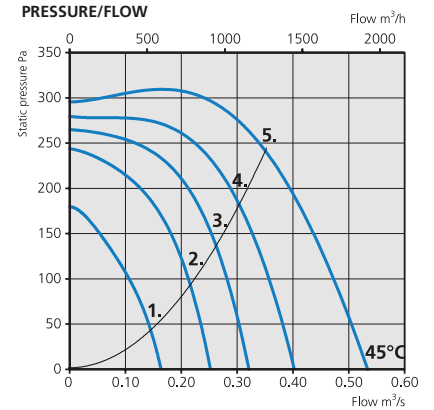
### TECHNICAL DATA

RK 500x250 D3 ErP AC	Art.no. 7500010
Voltage	Y 400/Δ 230 / 50 V/Hz
Voltage range	380-415/50 V/Hz
Phase	3 ~
Current	0.93 / 1.61 A
Power	545 W
Speed	1270 rpm
Capacitor	- μF
Max. temperature of transported air	45 °C
Max. temperature of transported air when speed-controlled	45 °C
Sound pressure level at 3 m	56 dB(A)
Weight	18.1 kg
Wiring diagram	Y 4040004 / Δ 4040003

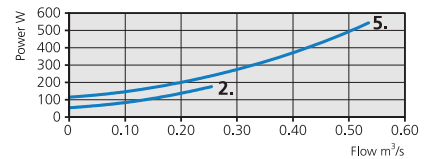
### SOUND DATA

	$L_{pA}$	$L_{WA}$ tot dB (A)	63	125	250	500	1K	2K	4K	8K
5. Surrounding 400V	56	63	40	47	56	56	57	55	51	44
5. Outlet 400V		78	59	63	66	69	73	72	71	65
5. Inlet 400V		72	60	64	66	62	63	65	64	58
4. Inlet 240V		69	58	61	62	58	59	62	60	54
3. Inlet 185V		67	57	59	60	57	57	60	58	50
2. Inlet 145V		64	56	58	58	55	54	57	54	46
1. Inlet 95V		58	49	51	51	50	47	50	46	35

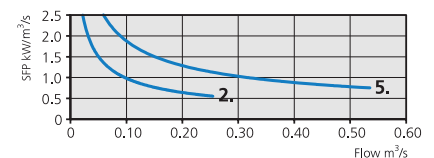
### PRESSURE/FLOW



### POWER/FLOW



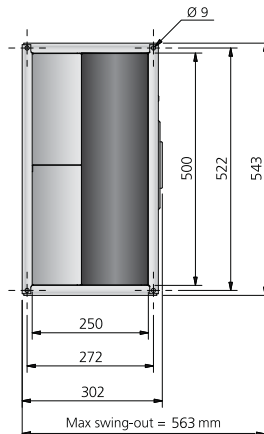
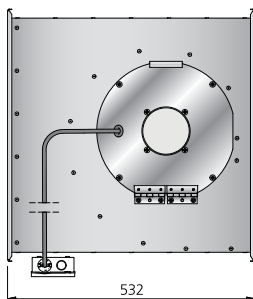
### SFP



### TRANSFORMER STEPS

1. 95V 2. 145V 3. 185V 4. 240V 5. 400V

### DIMENSIONS (mm)



# UNINSULATED DUCT FANS WITH RECTANGULAR CONNECTIONS

## RK 500x300 B1 AC



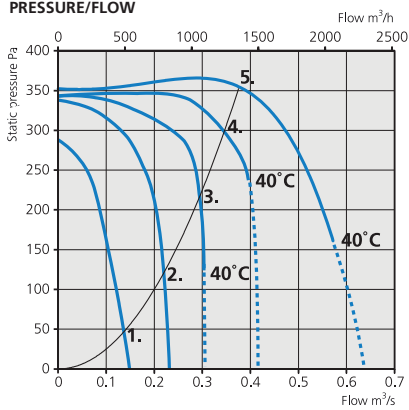
- Duct fan with rectangular connections.
- Proven performance and reliability.
- Designed to cope with high pressure and long ducts.
- Impeller with forward curved blades.
- The external rotor motor has maintenance-free sealed ball-bearings.
- Integrated approved thermal motor protection.
- Motor has insulation class F.
- Enclosure class of the fan is IP 44.
- Junction box has enclosure class IP 54.
- For speed control a transformer or electric speed controller can be connected.

- Fan housing is manufactured from galvanized sheet steel.
- Swing-out design to simplify the maintenance and cleaning of the impeller.
- The fan is intended to be installed in a duct system.
- When duct connected the fan can be installed outside or in damp environments.
- Easy installation in any position.
- This product is not approved for use in the EU, EFTA or EEA countries.

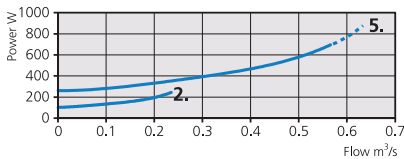
### ACCESSORIES

- Mounting brackets Universal Kit
- Rectangular flexible connection, 500x300, for reducing vibration in ventilation systems
- RK-Kit, 500x300, to convert RK to RKC with circular connections
- Transformer VRDE 7, VRTE 5
- Electronic speed controller, VRS 4.0

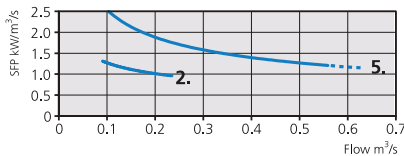
### PRESSURE/FLOW



### POWER/FLOW



### SFP



### TRANSFORMER STEPS

1. 80V 2. 110V 3. 135V 4. 165V 5. 230V

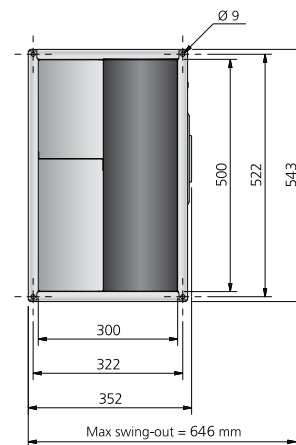
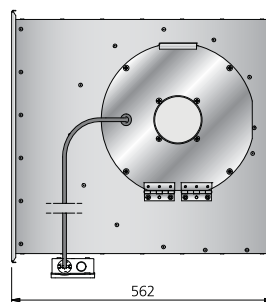
### TECHNICAL DATA

RK 500x300 B1 AC	Art.no. 7500039
Voltage	230/50 V/Hz
Voltage range	220-240/50 V/Hz
Phase	1 ~
Current	3.20 A
Power	690 W
Speed	1270 rpm
Capacitor	12 µF
Max. temperature of transported air	40 C°
Max. temperature of transported air when speed-controlled	40 C°
Sound pressure level at 3 m	55 dB(A)
Weight	21.5 kg
Wiring diagram	4040005

### SOUND DATA

	L <sub>PA</sub>	L <sub>WA</sub> tot dB (A)	63	125	250	500	1K	2K	4K	8K
5. Surrounding 230V	55	62	35	47	58	57	56	51	46	38
5. Outlet 230V		79	65	67	72	69	74	72	72	66
5. Inlet 230V		77	64	70	73	61	65	68	66	61
4. Inlet 165V		72	63	66	65	58	61	65	63	56
3. Inlet 135V		71	63	64	63	57	59	63	61	54
2. Inlet 110V		68	60	62	60	55	57	60	58	50
1. Inlet 80V		63	56	57	57	51	50	54	50	40

### DIMENSIONS (mm)





# UNINSULATED DUCT FANS WITH RECTANGULAR CONNECTIONS

## RK 500x300 B3 ErP AC



### ACCESSORIES

- Mounting brackets Universal Kit
- Rectangular flexible connection, 500x300, for reducing vibration in ventilation systems
- RK-Kit, 500x300, to convert RK to RKC with circular connections
- Transformer VRDT 2, VRTT 2

- Duct fan with rectangular connections.
- Proven performance and reliability.
- Designed to cope with high pressure and long ducts.
- The power consumption at highest total efficiency is above 125W and meets the ErP directive.
- Impeller with forward curved blades.
- The external rotor motor has maintenance-free sealed ball-bearings.
- Integrated approved thermal motor protection.
- Motor has insulation class F.
- Enclosure class of the fan is IP 44.

- Junction box has enclosure class IP 54.
- For speed control a transformer or electric speed controller can be connected.
- Fan housing is manufactured from galvanized sheet steel.
- Swing-out design to simplify the maintenance and cleaning of the impeller.
- The fan is intended to be installed in a duct system.
- When duct connected the fan can be installed outside or in damp environments.
- Easy installation in any position.

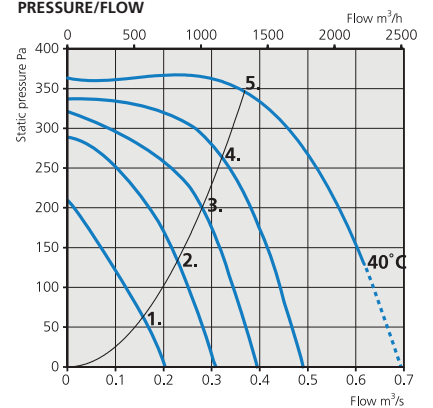
### TECHNICAL DATA

RK 500x300 B3 ErP AC	Art.no. 7500013
Voltage	Y 400/Δ 230 / 50 V/Hz
Voltage range	380-415/50 V/Hz
Phase	3 ~
Current	1.50 / 2.50 A
Power	720 W
Speed	1260 rpm
Capacitor	- μF
Max. temperature of transported air	40 C°
Max. temperature of transported air when speed-controlled	40 C°
Sound pressure level at 3 m	55 dB(A)
Weight	21.5 kg
Wiring diagram	Y 4040004 / Δ 4040003

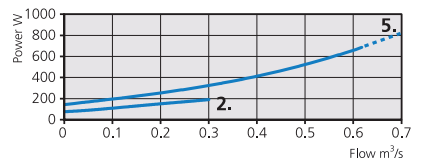
### SOUND DATA

	L <sub>PA</sub>	L <sub>WA</sub> tot dB (A)	63	125	250	500	1K	2K	4K	8K
5. Surrounding 400V	55	62	37	48	56	54	57	54	52	45
5. Outlet 400V		81	67	68	71	72	76	74	74	69
5. Inlet 400V		76	66	69	68	63	67	70	68	63
4. Inlet 240V		73	64	66	65	61	63	66	64	59
3. Inlet 185V		69	61	62	60	57	59	62	60	53
2. Inlet 145V		65	58	58	57	54	55	58	56	47
1. Inlet 95V		58	52	51	50	49	46	49	44	36

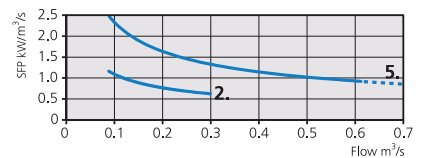
### PRESSURE/FLOW



### POWER/FLOW



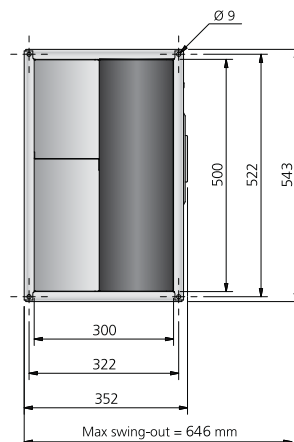
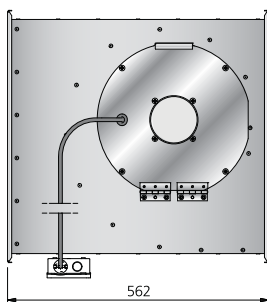
### SFP



### TRANSFORMER STEPS

1. 95V 2. 145V 3. 185V 4. 240V 5. 400V

### DIMENSIONS (mm)



# UNINSULATED DUCT FANS WITH RECTANGULAR CONNECTIONS

## RK 600x300 F1 AC



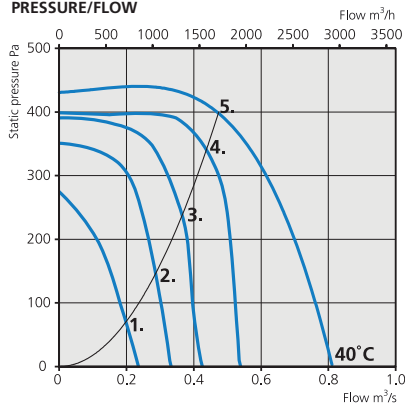
- Duct fan with rectangular connections.
- Proven performance and reliability.
- Designed to cope with high pressure and long ducts.
- Impeller with forward curved blades.
- The external rotor motor has maintenance-free sealed ball-bearings.
- Integrated approved thermal motor protection.
- Motor has insulation class F.
- Enclosure class of the fan is IP 44.
- Junction box has enclosure class IP 54.
- For speed control a transformer or electric speed controller can be connected.

- Fan housing is manufactured from galvanized sheet steel.
- Swing-out design to simplify the maintenance and cleaning of the impeller.
- The fan is intended to be installed in a duct system.
- When duct connected the fan can be installed outside or in damp environments.
- Easy installation in any position.
- This product is not approved for use in the EU, EFTA or EEA countries.

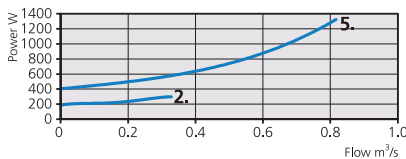
### ACCESSORIES

- Mounting brackets Universal Kit
- Rectangular flexible connection, 600x300, for reducing vibration in ventilation systems
- RK-Kit, 600x300, to convert RK to RKC with circular connections
- Transformer VRDE 7, VRTE 7

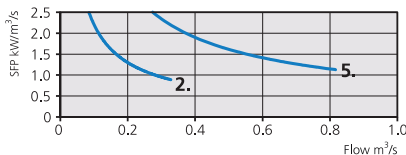
### PRESSURE/FLOW



### POWER/FLOW



### SFP



### TRANSFORMER STEPS

1. 80V 2. 110V 3. 135V 4. 165V 5. 230V

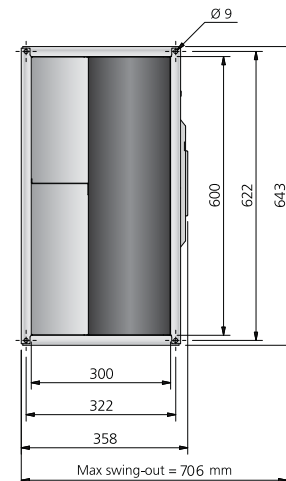
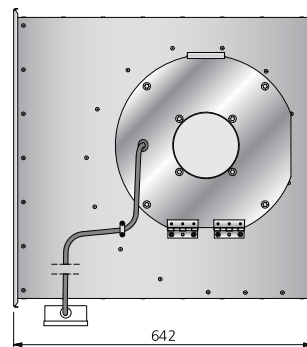
### TECHNICAL DATA

RK 600x300 F1 AC	Art.no. 7500041
Voltage	230/50 V/Hz
Voltage range	220-240 / 50/60 V/Hz
Phase	1 ~
Current	5.80 A
Power	1230 W
Speed	990 rpm
Capacitor	20 µF
Max. temperature of transported air	40 C°
Max. temperature of transported air when speed-controlled	40 C°
Sound pressure level at 3 m	57 dB(A)
Weight	35.4 kg
Wiring diagram	4040005

### SOUND DATA

	L <sub>PA</sub>	L <sub>WA</sub> tot dB (A)	63	125	250	500	1K	2K	4K	8K
5. Surrounding 230V	57	64	41	55	57	56	59	55	54	49
5. Outlet 230V		82	66	69	72	73	76	75	75	69
5. Inlet 230V		79	67	70	71	65	72	72	70	65
4. Inlet 165V		76	65	67	69	63	69	68	66	61
3. Inlet 135V		72	63	64	65	60	64	64	63	56
2. Inlet 110V		68	58	63	58	56	57	58	56	48
1. Inlet 80V		61	50	59	50	49	47	49	43	32

### DIMENSIONS (mm)



Flow direction →

# UNINSULATED DUCT FANS WITH RECTANGULAR CONNECTIONS

## RK 600x300 F3 ErP AC



### ACCESSORIES

- Mounting brackets Universal Kit
- Rectangular flexible connection, 600x300, for reducing vibration in ventilation systems
- RK-Kit, 600x300, to convert RK to RKC with circular connections
- Transformer VRDT 4, VRTT 4

- Duct fan with rectangular connections.
- Proven performance and reliability.
- Designed to cope with high pressure and long ducts.
- The power consumption at highest total efficiency is above 125W and meets the ErP directive.
- Impeller with forward curved blades.
- The external rotor motor has maintenance-free sealed ball-bearings.
- Integrated approved thermal motor protection.
- Motor has insulation class F.
- Enclosure class of the fan is IP 44.

- Junction box has enclosure class IP 54.
- For speed control a transformer or electric speed controller can be connected.
- Fan housing is manufactured from galvanized sheet steel.
- Swing-out design to simplify the maintenance and cleaning of the impeller.
- The fan is intended to be installed in a duct system.
- When duct connected the fan can be installed outside or in damp environments.
- Easy installation in any position.

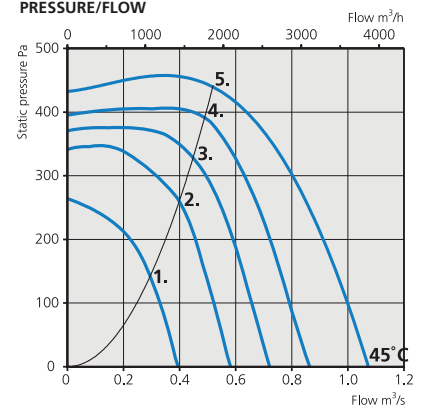
### TECHNICAL DATA

RK 600x300 F3 ErP AC	Art.no. 7500017
Voltage	Y 400/Δ 230 / 50 V/Hz
Voltage range	380-415/50 V/Hz
Phase	3 ~
Current	3.10 / 5.40 A
Power	1670 W
Speed	1300 rpm
Capacitor	- μF
Max. temperature of transported air	45 °C
Max. temperature of transported air when speed-controlled	45 °C
Sound pressure level at 3 m	58 dB(A)
Weight	34.9 kg
Wiring diagram	Y 4040004 / Δ 4040003

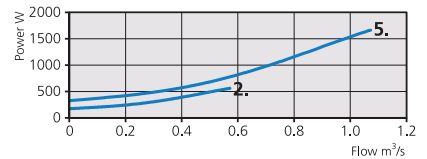
### SOUND DATA

	L <sub>PA</sub>	L <sub>WA</sub> tot dB (A)	63	125	250	500	1K	2K	4K	8K
5. Surrounding 400V	58	65	41	56	58	57	60	57	55	50
5. Outlet 400V		85	66	69	73	75	79	78	78	73
5. Inlet 400V		80	67	70	72	67	73	74	72	67
4. Inlet 240V		78	66	69	70	65	71	71	69	65
3. Inlet 185V		76	64	67	68	64	70	69	68	63
2. Inlet 145V		73	63	64	65	62	66	66	65	59
1. Inlet 95V		66	57	57	58	57	58	59	57	48

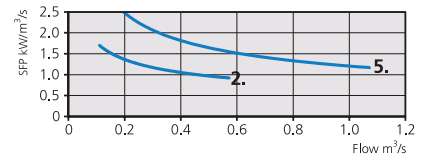
### PRESSURE/FLOW



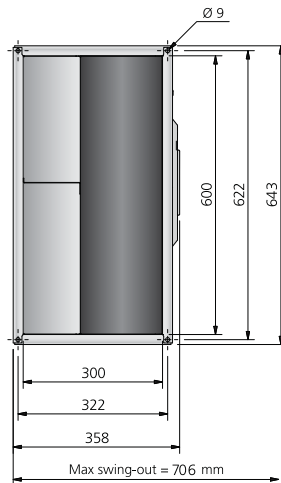
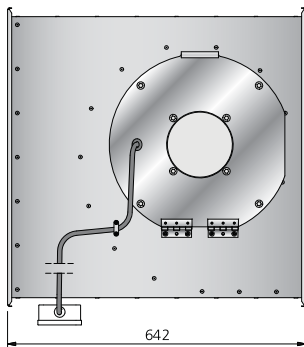
### POWER/FLOW



### SFP



### DIMENSIONS (mm)



### TRANSFORMER STEPS

1. 95V 2. 145V 3. 185V 4. 240V 5. 400V

# UNINSULATED DUCT FANS WITH RECTANGULAR CONNECTIONS

## RK 600x350 E1 AC



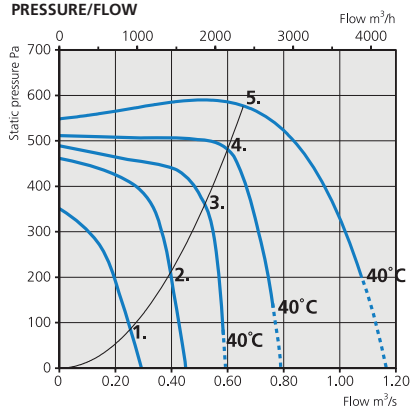
- Duct fan with rectangular connections.
- Proven performance and reliability.
- Designed to cope with high pressure and long ducts.
- Impeller with forward curved blades.
- The external rotor motor has maintenance-free sealed ball-bearings.
- Integrated approved thermal motor protection.
- Motor has insulation class F.
- Enclosure class of the fan is IP 44.
- Junction box has enclosure class IP 54.
- For speed control a transformer or electric speed controller can be connected.

- Fan housing is manufactured from galvanized sheet steel.
- Swing-out design to simplify the maintenance and cleaning of the impeller.
- The fan is intended to be installed in a duct system.
- When duct connected the fan can be installed outside or in damp environments.
- Easy installation in any position.
- This product is not approved for use in the EU, EFTA or EEA countries.

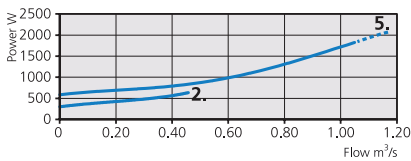
### ACCESSORIES

- Mounting brackets Universal Kit
- Rectangular flexible connection, 600x3050, for reducing vibration in ventilation systems
- RK-Kit, 600x350, to convert RK to RKC with circular connections
- Transformer VRDE 13, VRTE 13

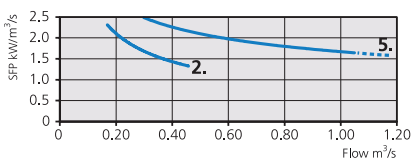
### PRESSURE/FLOW



### POWER/FLOW



### SFP



### TRANSFORMER STEPS

1. 80V    2. 110V    3. 135V    4. 165V    5. 230V

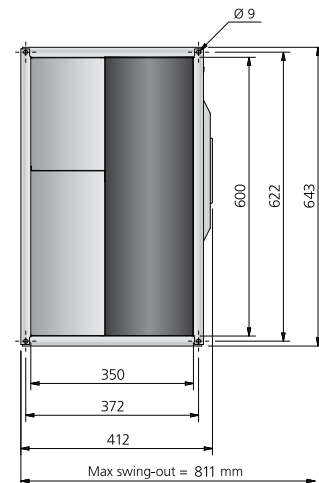
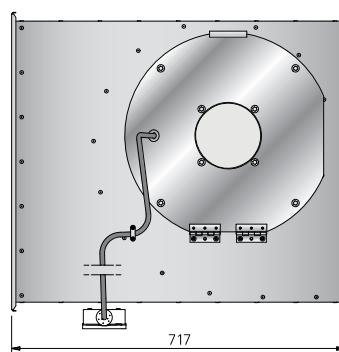
### TECHNICAL DATA

RK 600x350 E1 AC	Art.no. 7500043
Voltage	230/50 V/Hz
Voltage range	220-240 / 50 V/Hz
Phase	1 ~
Current	9.15 A
Power	1960 W
Speed	1200 rpm
Capacitor	30 µF
Max. temperature of transported air	40 C°
Max. temperature of transported air when speed-controlled	40 C°
Sound pressure level at 3 m	60 dB(A)
Weight	43.2 kg
Wiring diagram	4040005

### SOUND DATA

	L <sub>PA</sub>	L <sub>WA</sub> tot dB (A)	63	125	250	500	1K	2K	4K	8K
5. Surrounding 230V	60	67	44	57	62	57	62	57	56	51
5. Outlet 230V		86	69	72	74	76	80	79	78	73
5. Inlet 230V		79	68	72	69	66	71	71	70	65
4. Inlet 165V		78	68	71	68	66	70	71	70	65
3. Inlet 135V		76	66	70	67	64	69	69	68	63
2. Inlet 110V		74	64	68	64	62	65	66	65	58
1. Inlet 80V		67	59	63	58	57	57	58	55	46

### DIMENSIONS (mm)



# UNINSULATED DUCT FANS WITH RECTANGULAR CONNECTIONS

## RK 600x350 E3 ErP AC



### ACCESSORIES

- Mounting brackets Universal Kit
- Rectangular flexible connection, 600x3050, for reducing vibration in ventilation systems
- RK-Kit, 600x350, to convert RK to RKC with circular connections
- Transformer VRDT 7, VRTT 4

- Duct fan with rectangular connections.
- Proven performance and reliability.
- Designed to cope with high pressure and long ducts.
- The power consumption at highest total efficiency is above 125W and meets the ErP directive.
- Impeller with forward curved blades.
- The external rotor motor has maintenance-free sealed ball-bearings.
- Integrated approved thermal motor protection.
- Motor has insulation class F.
- Enclosure class of the fan is IP 44.

- Junction box has enclosure class IP 54.
- For speed control a transformer or electric speed controller can be connected.
- Fan housing is manufactured from galvanized sheet steel.
- Swing-out design to simplify the maintenance and cleaning of the impeller.
- The fan is intended to be installed in a duct system.
- When duct connected the fan can be installed outside or in damp environments.
- Easy installation in any position.

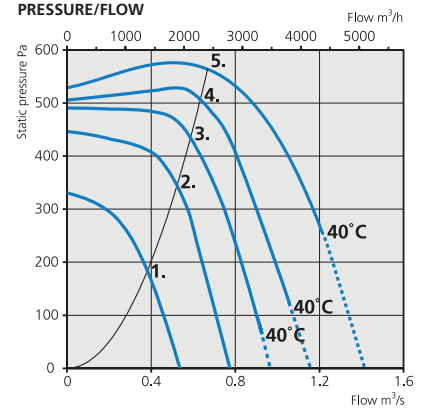
### TECHNICAL DATA

RK 600x350 E3 ErP AC	Art.no. 7500021
Voltage	Y 400/Δ 230 / 50 V/Hz
Voltage range	380-415/50 V/Hz
Phase	3 ~
Current	3.90 / 6.60 A
Power	2060 W
Speed	1350 rpm
Capacitor	- μF
Max. temperature of transported air	40 C°
Max. temperature of transported air when speed-controlled	40 C°
Sound pressure level at 3 m	61 dB(A)
Weight	42.1 kg
Wiring diagram	Y 4040004 / Δ 4040003

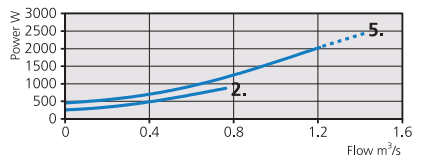
### SOUND DATA

	L <sub>PA</sub>	L <sub>WA</sub> tot dB (A)	63	125	250	500	1K	2K	4K	8K
5. Surrounding 400V	61	68	42	55	60	60	63	62	58	54
5. Outlet 400V		87	69	73	74	78	82	81	80	75
5. Inlet 400V		80	70	73	70	68	74	73	72	68
4. Inlet 240V		79	68	71	68	67	72	72	71	66
3. Inlet 185V		77	67	69	67	66	70	70	69	64
2. Inlet 145V		75	64	68	65	63	67	67	66	60
1. Inlet 95V		70	61	64	61	59	62	62	60	52

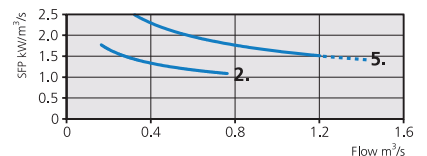
### PRESSURE/FLOW



### POWER/FLOW



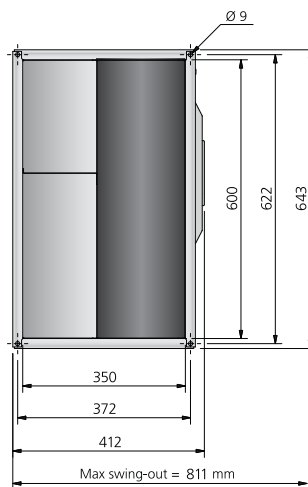
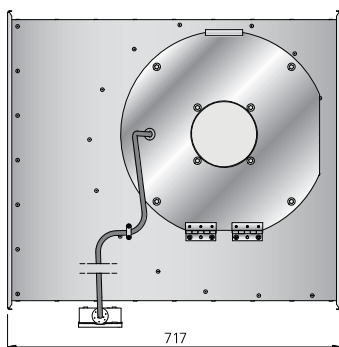
### SFP



### TRANSFORMER STEPS

1. 95V 2. 145V 3. 185V 4. 240V 5. 400V

### DIMENSIONS (mm)



# UNINSULATED DUCT FANS WITH RECTANGULAR CONNECTIONS

## RK 700x400 A3 ErP AC



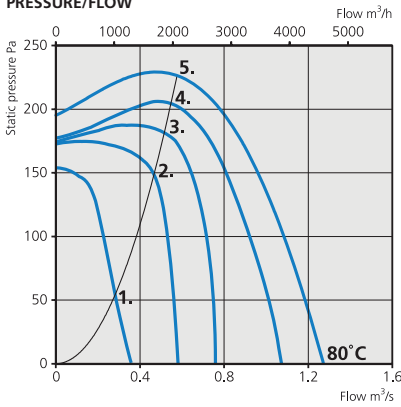
- Duct fan with rectangular connections.
- Proven performance and reliability.
- Designed to cope with high pressure and long ducts.
- The power consumption at highest total efficiency is above 125W and meets the ErP directive.
- Impeller with forward curved blades.
- The external rotor motor has maintenance-free sealed ball-bearings.
- Integrated approved thermal motor protection.
- Motor has insulation class F.
- Enclosure class of the fan is IP 44.

- Junction box has enclosure class IP 54.
- For speed control a transformer or electric speed controller can be connected.
- Fan housing is manufactured from galvanized sheet steel.
- Swing-out design to simplify the maintenance and cleaning of the impeller.
- The fan is intended to be installed in a duct system.
- When duct connected the fan can be installed outside or in damp environments.
- Easy installation in any position.

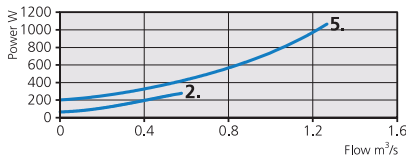
### ACCESSORIES

- Mounting brackets Universal Kit
- Rectangular flexible connection, 700x400, for reducing vibration in ventilation systems
- RK-Kit, 700x400, to convert RK to RKC with circular connections
- Transformer VRDT 4, VRIT 4

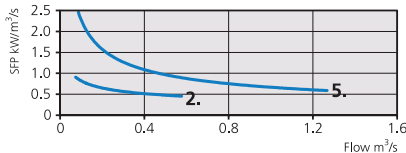
### PRESSURE/FLOW



### POWER/FLOW



### SFP



### TRANSFORMER STEPS

1. 95V    2. 145V    3. 185V    4. 240V    5. 400V

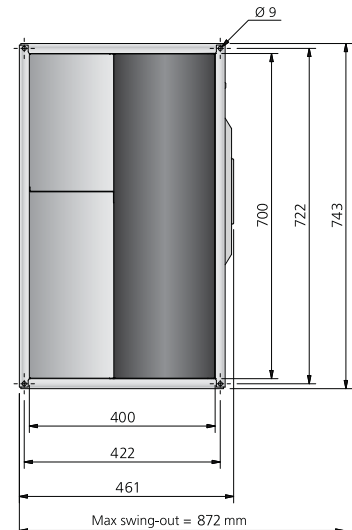
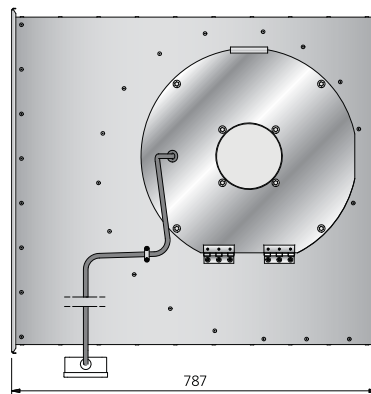
### TECHNICAL DATA

RK 700x400 A3 ErP AC	Art.no. 7500022
<b>Voltage</b>	Y 400/Δ 230 / 50 V/Hz
<b>Voltage range</b>	380-415/50 V/Hz
<b>Phase</b>	3 ~
<b>Current</b>	2.30 / 3.90 A
<b>Power</b>	1020 W
<b>Speed</b>	680 rpm
<b>Capacitor</b>	- μF
<b>Max. temperature of transported air</b>	80 C°
<b>Max. temperature of transported air when speed-controlled</b>	80 C°
<b>Sound pressure level at 3 m</b>	48 dB(A)
<b>Weight</b>	49.6 kg
<b>Wiring diagram</b>	Y 4040004 / Δ 4040003

### SOUND DATA

	L <sub>PA</sub>	L <sub>WA</sub> tot dB (A)	63	125	250	500	1K	2K	4K	8K
<b>5. Surrounding 400V</b>	48	55	39	46	50	50	48	45	40	32
<b>5. Outlet 400V</b>		76	63	64	69	69	69	69	68	61
<b>5. Inlet 400V</b>		67	57	58	59	57	62	60	57	48
<b>4. Inlet 240V</b>		66	56	56	58	55	61	59	56	46
<b>3. Inlet 185V</b>		65	55	56	57	56	60	58	55	46
<b>2. Inlet 145V</b>		64	53	54	56	54	59	56	53	43
<b>1. Inlet 95V</b>		55	46	45	49	45	49	46	39	33

### DIMENSIONS (mm)



# UNINSULATED DUCT FANS WITH RECTANGULAR CONNECTIONS

## RK 700x400 B3 ErP AC



### ACCESSORIES

- Mounting brackets Universal Kit
- Rectangular flexible connection, 700x400, for reducing vibration in ventilation systems
- RK-Kit, 700x400, to convert RK to RKC with circular connections
- Transformer VRDT 4, VRTT 4

- Duct fan with rectangular connections.
- Proven performance and reliability.
- Designed to cope with high pressure and long ducts.
- The power consumption at highest total efficiency is above 125W and meets the ErP directive.
- Impeller with forward curved blades.
- The external rotor motor has maintenance-free sealed ball-bearings.
- Integrated approved thermal motor protection.
- Motor has insulation class F.
- Enclosure class of the fan is IP 44.

- Junction box has enclosure class IP 54.
- For speed control a transformer or electric speed controller can be connected.
- Fan housing is manufactured from galvanized sheet steel.
- Swing-out design to simplify the maintenance and cleaning of the impeller.
- The fan is intended to be installed in a duct system.
- When duct connected the fan can be installed outside or in damp environments.
- Easy installation in any position.

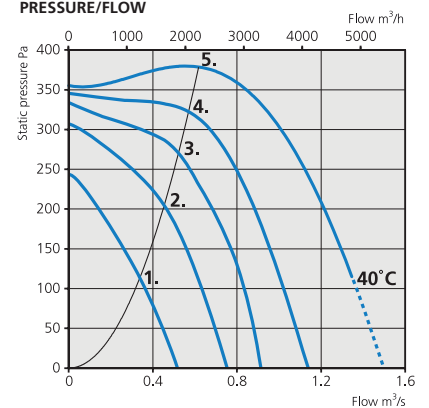
### TECHNICAL DATA

RK 700x400 B3 ErP AC	Art.no. 7500023
Voltage	Y 400/Δ 230 / 50 V/Hz
Voltage range	380-415/50 V/Hz
Phase	3 ~
Current	3.20 / 5.50 A
Power	1530 W
Speed	830 rpm
Capacitor	- μF
Max. temperature of transported air	40 C°
Max. temperature of transported air when speed-controlled	40 C°
Sound pressure level at 3 m	61 dB(A)
Weight	49.4 kg
Wiring diagram	Y 4040004 / Δ 4040003

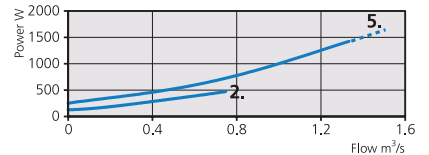
### SOUND DATA

	L <sub>PA</sub>	L <sub>WA</sub> tot dB (A)	63	125	250	500	1K	2K	4K	8K
5. Surrounding 400V	61	68	41	51	56	57	62	64	61	52
5. Outlet 400V		79	66	66	69	70	73	72	72	65
5. Inlet 400V		74	64	65	65	63	68	68	66	60
4. Inlet 240V		72	62	62	62	61	65	65	64	56
3. Inlet 185V		69	60	60	60	58	63	62	61	53
2. Inlet 145V		66	57	56	57	55	60	59	58	48
1. Inlet 95V		59	50	50	51	50	52	52	47	37

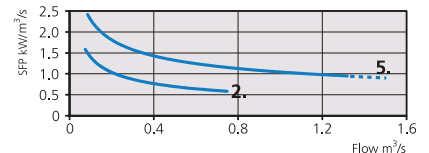
### PRESSURE/FLOW



### POWER/FLOW



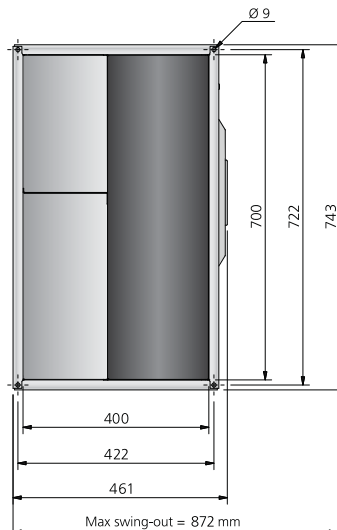
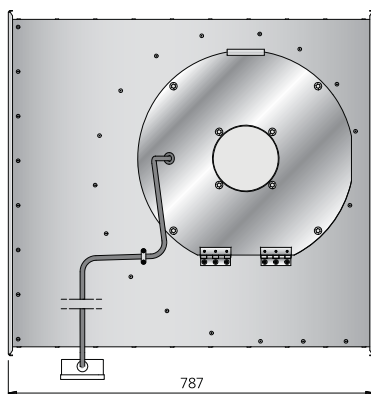
### SFP



### TRANSFORMER STEPS

1. 95V
2. 145V
3. 185V
4. 240V
5. 400V

### DIMENSIONS (mm)



# UNINSULATED DUCT FANS WITH RECTANGULAR CONNECTIONS

## RK 700x400 D3 ErP AC



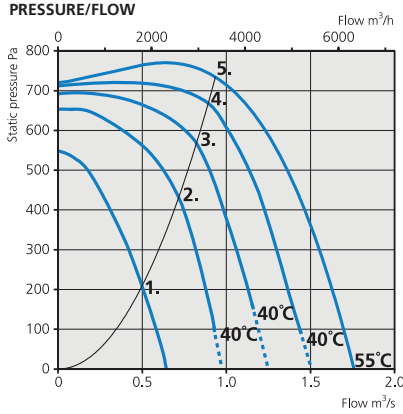
- Duct fan with rectangular connections.
- Proven performance and reliability.
- Designed to cope with high pressure and long ducts.
- The power consumption at highest total efficiency is above 125W and meets the ErP directive.
- Impeller with forward curved blades.
- The external rotor motor has maintenance-free sealed ball-bearings.
- Integrated approved thermal motor protection.
- Motor has insulation class F.
- Enclosure class of the fan is IP 44.

- Junction box has enclosure class IP 54.
- For speed control a transformer or electric speed controller can be connected.
- Fan housing is manufactured from galvanized sheet steel.
- Swing-out design to simplify the maintenance and cleaning of the impeller.
- The fan is intended to be installed in a duct system.
- When duct connected the fan can be installed outside or in damp environments.
- Easy installation in any position.

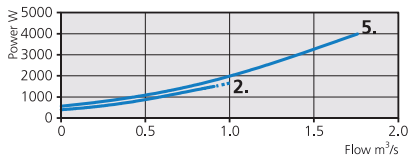
### ACCESSORIES

- Rectangular flexible connection, 700x400, for reducing vibration in ventilation systems
- RK-Kit, 700x400, to convert RK to RKC with circular connections
- Transformer VRDT 7, VRTT 7

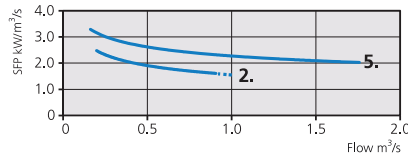
### PRESSURE/FLOW



### POWER/FLOW



### SFP



### TRANSFORMER STEPS

1. 95V    2. 145V    3. 185V    4. 240V    5. 400V

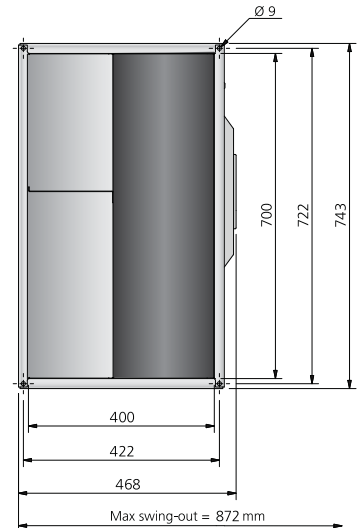
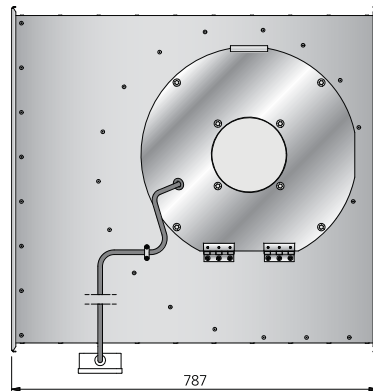
### TECHNICAL DATA

RK 700x400 D3 ErP AC	Art.no. 7500024
Voltage	Y 400/Δ 230 / 50 V/Hz
Voltage range	380-415/50 V/Hz
Phase	3 ~
Current	6.80 / 11.8 A
Power	4000 W
Speed	1370 rpm
Capacitor	- μF
Max. temperature of transported air	55 C°
Max. temperature of transported air when speed-controlled	40 C°
Sound pressure level at 3 m	67 dB(A)
Weight	59.3 kg
Wiring diagram	Y 4040004 / Δ 4040003

### SOUND DATA

	L <sub>PA</sub>	L <sub>WA</sub> tot dB (A)	63	125	250	500	1K	2K	4K	8K
5. Surrounding 400V	67	74	57	63	66	67	68	67	65	59
5. Outlet 400V		90	75	76	79	78	84	84	83	78
5. Inlet 400V		87	74	76	76	72	83	81	79	75
4. Inlet 240V		88	74	76	77	74	84	82	80	76
3. Inlet 185V		84	71	73	73	71	80	78	76	72
2. Inlet 145V		80	69	70	70	67	76	73	72	67
1. Inlet 95V		73	62	63	63	61	68	66	64	57

### DIMENSIONS (mm)





# UNINSULATED DUCT FANS WITH RECTANGULAR CONNECTIONS

## RK 800x500 C3 ErP AC



### ACCESSORIES

- Rectangular flexible connection, 800x500, for reducing vibration in ventilation systems
- RK-Kit, 700x500, to convert RK to RKC with circular connections
- Transformer VRDT 4, VRTT 4

- Duct fan with rectangular connections.
- Proven performance and reliability.
- Designed to cope with high pressure and long ducts.
- The power consumption at highest total efficiency is above 125W and meets the ErP directive.
- Impeller with forward curved blades.
- The external rotor motor has maintenance-free sealed ball-bearings.
- Integrated approved thermal motor protection.
- Motor has insulation class F.
- Enclosure class of the fan is IP 44.

- Junction box has enclosure class IP 54.
- For speed control a transformer or electric speed controller can be connected.
- Fan housing is manufactured from galvanized sheet steel.
- Swing-out design to simplify the maintenance and cleaning of the impeller.
- The fan is intended to be installed in a duct system.
- When duct connected the fan can be installed outside or in damp environments.
- Easy installation in any position.

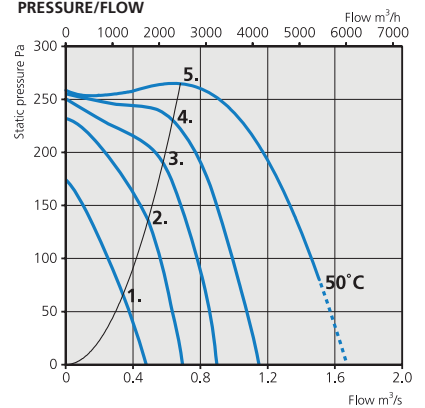
### TECHNICAL DATA

RK 800x500 C3 ErP AC	Art.no. 7500025
Voltage	Y 400/Δ 230 / 50 V/Hz
Voltage range	380-415/50 V/Hz
Phase	3 ~
Current	2.90 / 5.10 A
Power	1290 W
Speed	640 rpm
Capacitor	-0 μF
Max. temperature of transported air	40 C°
Max. temperature of transported air when speed-controlled	40 C°
Sound pressure level at 3 m	51 dB(A)
Weight	65.8 kg
Wiring diagram	Y 4040004 / Δ 4040003

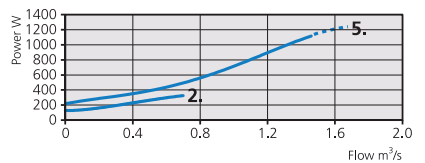
### SOUND DATA

	L <sub>PA</sub>	L <sub>WA</sub> tot dB (A)	63	125	250	500	1K	2K	4K	8K
5. Surrounding 400V	51	58	39	46	50	54	53	47	42	34
5. Outlet 400V		77	55	62	63	70	71	70	69	60
5. Inlet 400V		71	57	62	59	62	66	65	63	54
4. Inlet 240V		70	55	60	58	60	64	64	61	52
3. Inlet 185V		67	54	57	56	57	62	61	57	48
2. Inlet 145V		62	49	53	54	53	57	56	51	41
1. Inlet 95V		53	40	45	46	43	48	46	36	25

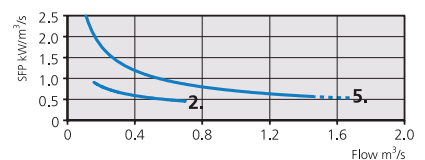
### PRESSURE/FLOW



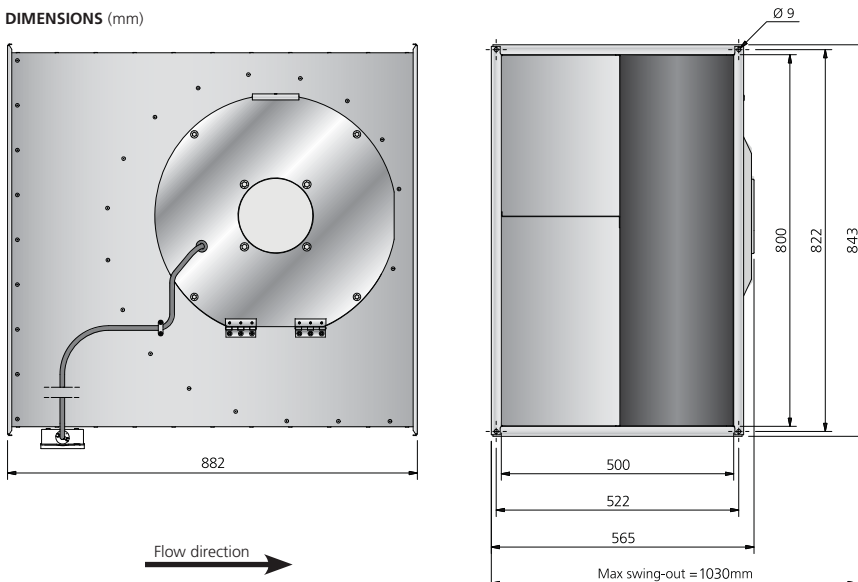
### POWER/FLOW



### SFP



### DIMENSIONS (mm)



### TRANSFORMER STEPS

1. 95V 2. 145V 3. 185V 4. 240V 5. 400V

# UNINSULATED DUCT FANS WITH RECTANGULAR CONNECTIONS

## RK 800x500 E3 ErP AC



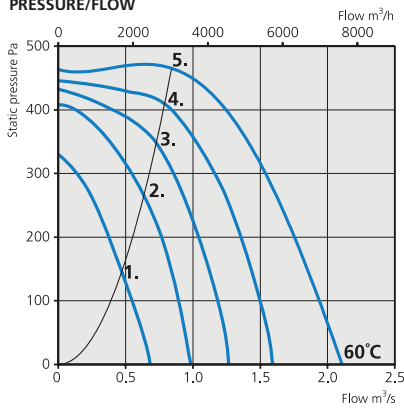
- Duct fan with rectangular connections.
- Proven performance and reliability.
- Designed to cope with high pressure and long ducts.
- The power consumption at highest total efficiency is above 125W and meets the ErP directive.
- Impeller with forward curved blades.
- The external rotor motor has maintenance-free sealed ball-bearings.
- Integrated approved thermal motor protection.
- Motor has insulation class F.
- Enclosure class of the fan is IP 44.

- Junction box has enclosure class IP 54.
- For speed control a transformer or electric speed controller can be connected.
- Fan housing is manufactured from galvanized sheet steel.
- Swing-out design to simplify the maintenance and cleaning of the impeller.
- The fan is intended to be installed in a duct system.
- When duct connected the fan can be installed outside or in damp environments.
- Easy installation in any position.

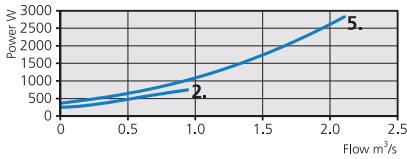
### ACCESSORIES

- Rectangular flexible connection, 800x500, for reducing vibration in ventilation systems
- RK-Kit, 800x500, to convert RK to RKC with circular connections
- Transformer VRDT 7, VRTT 7

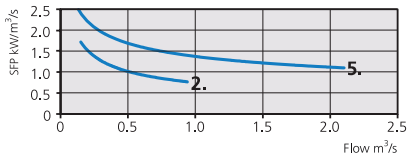
### PRESSURE/FLOW



### POWER/FLOW



### SFP



### TRANSFORMER STEPS

1. 95V    2. 145V    3. 185V    4. 240V    5. 400V

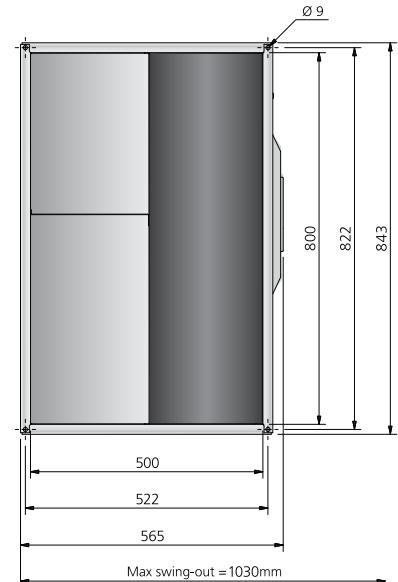
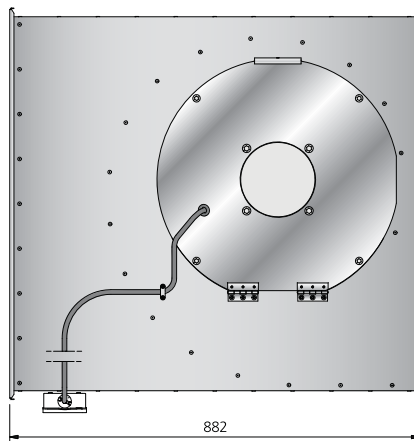
### TECHNICAL DATA

RK 800x500 E3 ErP AC	Art.no. 7500026
Voltage	Y 400/Δ 230 / 50 V/Hz
Voltage range	380-415/50 V/Hz
Phase	3 ~
Current	5.30 / 9.10 A
Power	2810 W
Speed	860 rpm
Capacitor	- μF
Max. temperature of transported air	60 C°
Max. temperature of transported air when speed-controlled	60 C°
Sound pressure level at 3 m	58 dB(A)
Weight	70.4 kg
Wiring diagram	Y 4040004 / Δ 4040003

### SOUND DATA

	L <sub>PA</sub>	L <sub>WA</sub> tot dB (A)	63	125	250	500	1K	2K	4K	8K
5. Surrounding 400V	58	65	48	53	57	60	61	56	51	44
5. Outlet 400V		85	63	67	68	78	80	78	77	71
5. Inlet 400V		80	64	67	65	70	75	73	71	65
4. Inlet 240V		78	63	66	64	68	73	72	70	63
3. Inlet 185V		76	61	64	62	66	71	70	68	60
2. Inlet 145V		72	57	60	60	62	67	66	64	55
1. Inlet 95V		64	50	53	56	53	58	58	52	41

### DIMENSIONS (mm)



# UNINSULATED DUCT FANS WITH RECTANGULAR CONNECTIONS

## RK 800x500 F3 ErP AC



### ACCESSORIES

- Rectangular flexible connection, 800x500, for reducing vibration in ventilation systems
- RK-Kit, 800x500, to convert RK to RKC with circular connections
- Transformer VRDT 11, VRIT 11

- Duct fan with rectangular connections.
- Proven performance and reliability.
- Designed to cope with high pressure and long ducts.
- The power consumption at highest total efficiency is above 125W and meets the ErP directive.
- Impeller with forward curved blades.
- The external rotor motor has maintenance-free sealed ball-bearings.
- Integrated approved thermal motor protection.
- Motor has insulation class F.
- Enclosure class of the fan is IP 44.

- Junction box has enclosure class IP 54.
- For speed control a transformer or electric speed controller can be connected.
- Fan housing is manufactured from galvanized sheet steel.
- Swing-out design to simplify the maintenance and cleaning of the impeller.
- The fan is intended to be installed in a duct system.
- When duct connected the fan can be installed outside or in damp environments.
- Easy installation in any position.

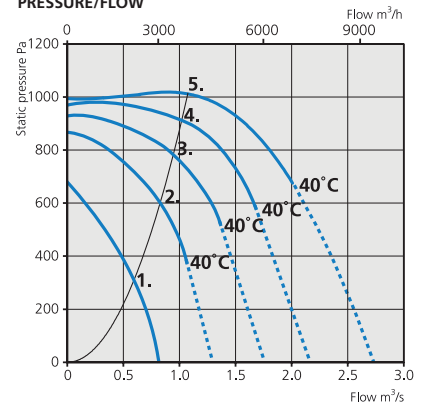
### TECHNICAL DATA

RK 800x500 F3 ErP AC	Art.no. 7500027
Voltage	Y 400/Δ 230 / 50 V/Hz
Voltage range	380-415/50 V/Hz
Phase	3 ~
Current	9.40 / 16.3 A
Power	5350 W
Speed	1380 rpm
Capacitor	- μF
Max. temperature of transported air	40 C°
Max. temperature of transported air when speed-controlled	40 C°
Sound pressure level at 3 m	68 dB(A)
Weight	79.4 kg
Wiring diagram	Y 4040004 / Δ 4040003

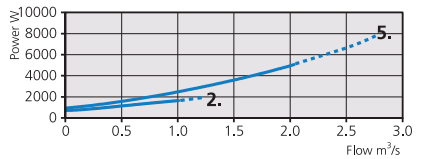
### SOUND DATA

	L <sub>PA</sub>	L <sub>WA</sub> tot dB (A)	63	125	250	500	1K	2K	4K	8K
5. Surrounding 400V	68	75	60	64	64	67	72	66	60	54
5. Outlet 400V		91	65	72	73	80	88	86	83	78
5. Inlet 400V		86	67	73	72	75	82	80	78	73
4. Inlet 240V		86	66	72	71	75	82	80	77	72
3. Inlet 185V		84	66	71	70	73	80	78	76	71
2. Inlet 145V		82	64	68	67	72	78	76	74	68
1. Inlet 95V		74	59	62	61	65	70	68	66	58

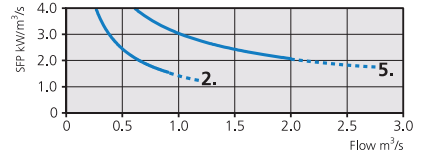
### PRESSURE/FLOW



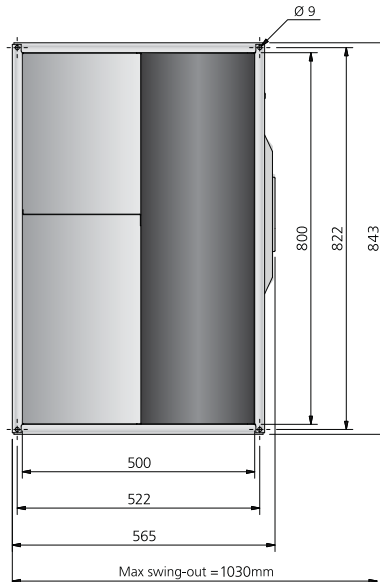
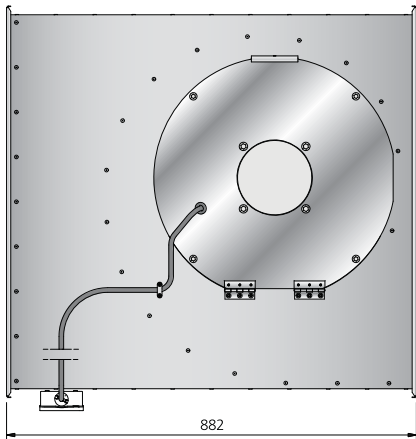
### POWER/FLOW



### SFP



### DIMENSIONS (mm)



### TRANSFORMER STEPS

1. 95V
2. 145V
3. 185V
4. 240V
5. 400V

# UNINSULATED DUCT FANS WITH RECTANGULAR CONNECTIONS

## RK 1000x500 G3 ErP AC



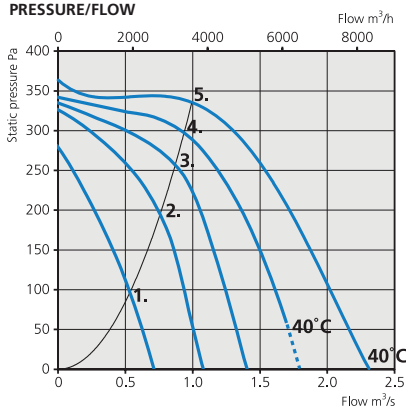
- Duct fan with rectangular connections.
- Proven performance and reliability.
- Designed to cope with high pressure and long ducts.
- The power consumption at highest total efficiency is above 125W and meets the ErP directive.
- Impeller with forward curved blades.
- The external rotor motor has maintenance-free sealed ball-bearings.
- Integrated approved thermal motor protection.
- Motor has insulation class F.
- Enclosure class of the fan is IP 44.

- Junction box has enclosure class IP 54.
- For speed control a transformer or electric speed controller can be connected.
- Fan housing is manufactured from galvanized sheet steel.
- Swing-out design to simplify the maintenance and cleaning of the impeller.
- The fan is intended to be installed in a duct system.
- When duct connected the fan can be installed outside or in damp environments.
- Easy installation in any position.

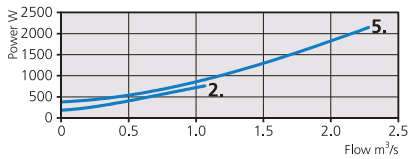
### ACCESSORIES

- Rectangular flexible connection, 1000x500, for reducing vibration in ventilation systems
- RK-Kit, 1000x500, to convert RK to RKC with circular connections
- Transformer VRDT 7, VRTT 7

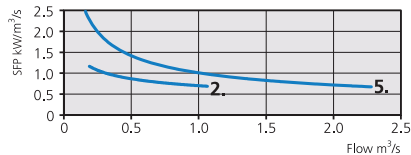
### PRESSURE/FLOW



### POWER/FLOW



### SFP



### TRANSFORMER STEPS

1. 95V    2. 145V    3. 185V    4. 240V    5. 400V

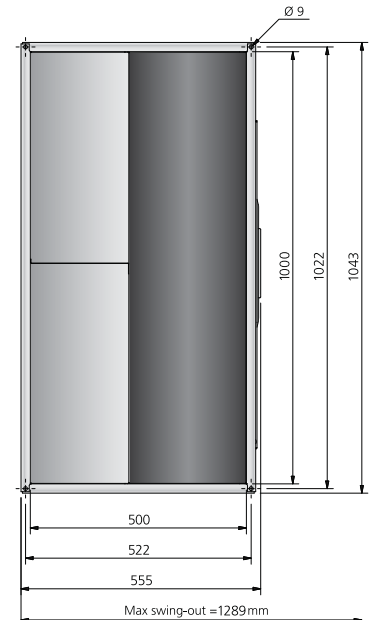
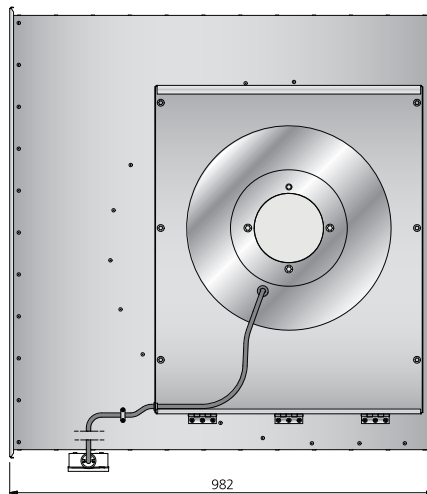
### TECHNICAL DATA

RK 1000x500 G3 ErP AC	Art.no. 7500028
Voltage	Y 400/Δ 230 / 50 V/Hz
Voltage range	380-415/50 V/Hz
Phase	3 ~
Current	5.20 / 8.90 A
Power	2480 W
Speed	690 rpm
Capacitor	- μF
Max. temperature of transported air	40 C°
Max. temperature of transported air when speed-controlled	40 C°
Sound pressure level at 3 m	59 dB(A)
Weight	90.8 kg
Wiring diagram	Y 4040004 / Δ 4040003

### SOUND DATA

	L <sub>PA</sub>	L <sub>WA</sub> tot dB (A)	63	125	250	500	1K	2K	4K	8K
5. Surrounding 400V	59	66	47	56	56	62	58	57	54	47
5. Outlet 400V		82	61	65	67	76	78	76	74	65
5. Inlet 400V		76	61	63	62	70	70	70	68	59
4. Inlet 240V		79	63	65	64	72	73	72	71	64
3. Inlet 185V		76	62	63	62	70	70	70	69	60
2. Inlet 145V		73	60	59	61	66	66	67	65	55
1. Inlet 95V		66	52	55	55	59	59	59	56	43

### DIMENSIONS (mm)



# UNINSULATED DUCT FANS WITH RECTANGULAR CONNECTIONS

## RK 1000x500 H3 ErP AC



### ACCESSORIES

- Rectangular flexible connection, 1000x500, for reducing vibration in ventilation systems
- RK-Kit, 1000x500, to convert RK to RKC with circular connections
- Transformer VRDT 11, VRIT 11

- Duct fan with rectangular connections.
- Proven performance and reliability.
- Designed to cope with high pressure and long ducts.
- The power consumption at highest total efficiency is above 125W and meets the ErP directive.
- Impeller with forward curved blades.
- The external rotor motor has maintenance-free sealed ball-bearings.
- Integrated approved thermal motor protection.
- Motor has insulation class F.
- Enclosure class of the fan is IP 44.

- Junction box has enclosure class IP 54.
- For speed control a transformer or electric speed controller can be connected.
- Fan housing is manufactured from galvanized sheet steel.
- Swing-out design to simplify the maintenance and cleaning of the impeller.
- The fan is intended to be installed in a duct system.
- When duct connected the fan can be installed outside or in damp environments.
- Easy installation in any position.

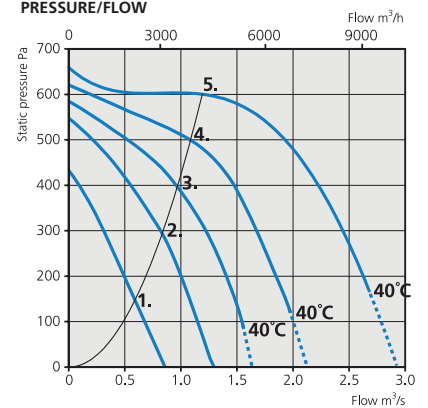
### TECHNICAL DATA

RK 1000x500 H3 ErP AC	Art.no. 7500029
Voltage	Y 400/Δ 230 / 50 V/Hz
Voltage range	380-415/50 V/Hz
Phase	3 ~
Current	7.40 / 12.0 A
Power	4150 W
Speed	890 rpm
Capacitor	- μF
Max. temperature of transported air	40 C°
Max. temperature of transported air when speed-controlled	40 C°
Sound pressure level at 3 m	63 dB(A)
Weight	91.3 kg
Wiring diagram	Y 4040004 / Δ 4040003

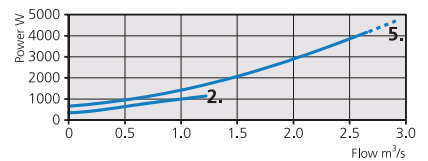
### SOUND DATA

	L <sub>PA</sub>	L <sub>WA</sub> tot dB (A)	63	125	250	500	1K	2K	4K	8K
5. Surrounding 400V	63	70	54	62	61	65	63	61	56	50
5. Outlet 400V		86	64	69	69	78	82	80	78	71
5. Inlet 400V		80	64	67	65	74	75	74	73	66
4. Inlet 240V		75	60	61	61	68	68	68	67	57
3. Inlet 185V		72	58	60	59	66	66	66	65	54
2. Inlet 145V		69	55	56	58	63	63	63	61	49
1. Inlet 95V		62	47	49	58	54	54	54	48	35

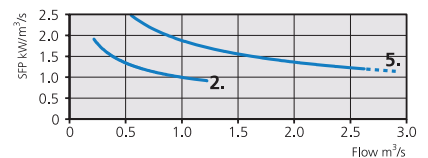
### PRESSURE/FLOW



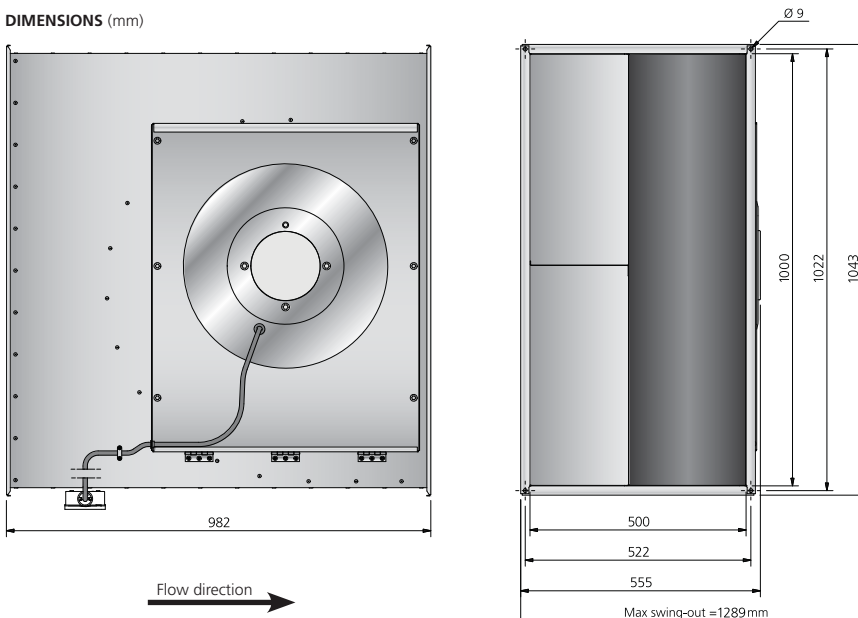
### POWER/FLOW



### SFP



### DIMENSIONS (mm)



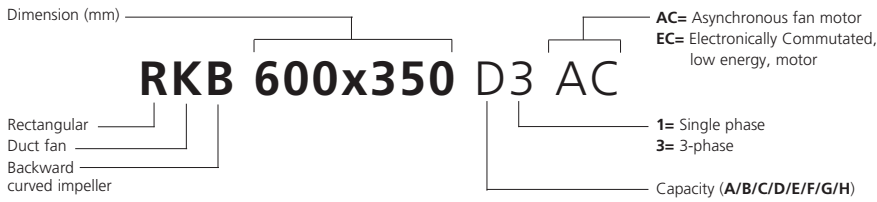
### TRANSFORMER STEPS

1. 95V
2. 145V
3. 185V
4. 240V
5. 400V



# DUCT FANS WITH RECTANGULAR CONNECTIONS

## UNINSULATED



**RK** ..... 152  
The RK has proven performance and reliability. Designed to cope with high pressure and long ducts. RK is available with AC motor. Airflows up to 9.100 m<sup>3</sup>/h (2.50 m<sup>3</sup>/s).

**RKB** ..... 172  
The RKB is compact with high capacity and very good efficiency. RKB is available with AC or EC motor. Airflows up to 14.100 m<sup>3</sup>/h (3.90 m<sup>3</sup>/s).

## INSULATED



**IRB** ..... 210  
The IRB, equipped with 50 mm of thermal and acoustic insulation makes it ideal for handling cold air. Designed for high pressure and long, complicated duct runs. IRB is available with AC or EC motor. Airflows up to 13.300 m<sup>3</sup>/h (3.70 m<sup>3</sup>/s).

**IRE** ..... 242  
The IRE, equipped with 50 mm of thermal and acoustic insulation makes it ideal for handling cold air. Designed for high pressure and long, complicated duct runs. IRE is available with AC motor. Airflows up to 8.200 m<sup>3</sup>/h (2.30 m<sup>3</sup>/s).



# UNINSULATED DUCT FANS WITH RECTANGULAR CONNECTIONS

## RKB 300x150 C1 AC



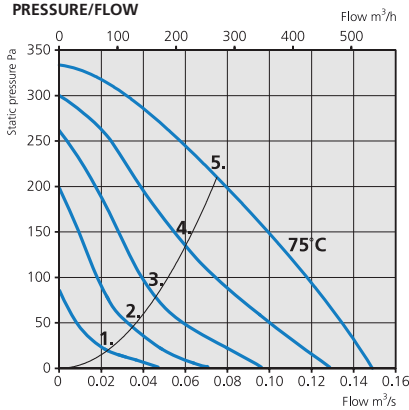
- Duct fan with rectangular connections.
- Proven performance and reliability.
- High capacity and very good efficiency.
- The power consumption at highest total efficiency is below 125W and is not subject to the ErP directive.
- Impeller with backward curved blades.
- The external rotor motor has maintenance-free sealed ball-bearings.
- Integrated approved thermal motor protection.
- Motor has insulation class F.
- Enclosure class of the fan is IP 44.

- Junction box has enclosure class IP 54.
- For speed control a transformer or electric speed controller can be connected.
- Fan housing is manufactured from galvanized sheet steel.
- Swing-out design to simplify the maintenance and cleaning of the impeller.
- The fan is intended to be installed in a duct system.
- When duct connected the fan can be installed outside or in damp environments.
- Easy installation in any position.

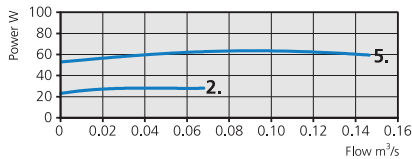
### ACCESSORIES

- Mounting brackets Universal Kit
- Rectangular flexible connection, 300x150, for reducing vibration in ventilation systems
- Transformer VRDE 1.5, VRTE C
- Electronic speed controller, VRS 0.5

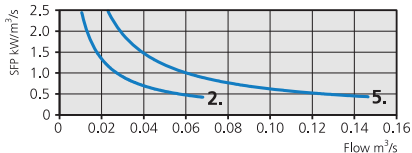
### PRESSURE/FLOW



### POWER/FLOW



### SFP



### TRANSFORMER STEPS

1. 80V    2. 110V    3. 135V    4. 165V    5. 230V

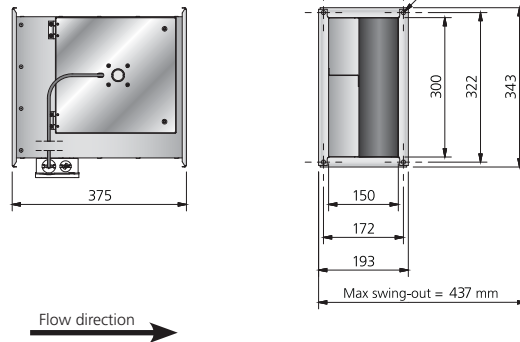
### TECHNICAL DATA

RKB 300x150 C1 AC	Art.no. 7470006
Voltage	230/50 V/Hz
Voltage range	220-240/50 V/Hz
Phase	1 ~
Current	0.35 A
Power	64 W
Speed	2460 rpm
Capacitor	2 µF
Max. temperature of transported air	75 C°
Max. temperature of transported air when speed-controlled	75 C°
Sound pressure level at 3 m	50 dB(A)
Weight	6.2 kg
Wiring diagram	4040001

### SOUND DATA

	L <sub>PA</sub>	L <sub>WA</sub> tot dB (A)	63	125	250	500	1K	2K	4K	8K
5. Surrounding 230V	50	57	31	36	52	56	47	44	38	34
5. Outlet 230V		72	53	55	65	68	66	61	56	47
5. Inlet 230V		71	49	56	65	69	59	55	50	45
4. Inlet 165V		67	47	55	62	65	53	47	46	40
3. Inlet 135V		61	41	50	57	59	47	39	38	29
2. Inlet 110V		52	35	45	49	49	36	28	24	13
1. Inlet 80V		42	28	38	39	37	23	14	9	7

### DIMENSIONS (mm)





# UNINSULATED DUCT FANS WITH RECTANGULAR CONNECTIONS

## RKB 400x200 A1 AC



### ACCESSORIES

- Mounting brackets Universal Kit
- Rectangular flexible connection, 400x200, for reducing vibration in ventilation systems
- Transformer VRDE 1.5, VRTE C
- Electronic speed controller, VRS 1.0

- Duct fan with rectangular connections.
- Proven performance and reliability.
- High capacity and very good efficiency.
- The power consumption at highest total efficiency is below 125W and is not subject to the ErP directive.
- Impeller with backward curved blades.
- The external rotor motor has maintenance-free sealed ball-bearings.
- Integrated approved thermal motor protection.
- Motor has insulation class F.
- Enclosure class of the fan is IP 44.

- Junction box has enclosure class IP 54.
- For speed control a transformer or electric speed controller can be connected.
- Fan housing is manufactured from galvanized sheet steel.
- Swing-out design to simplify the maintenance and cleaning of the impeller.
- The fan is intended to be installed in a duct system.
- When duct connected the fan can be installed outside or in damp environments.
- Easy installation in any position.

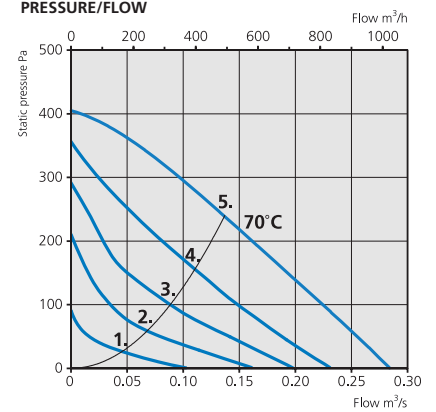
### TECHNICAL DATA

RKB 400x200 A1 AC	Art.no. 7470005
Voltage	230/50 V/Hz
Voltage range	220-240/50 V/Hz
Phase	1 ~
Current	0.50 A
Power	115 W
Speed	2530 rpm
Capacitor	3 µF
Max. temperature of transported air	70 C°
Max. temperature of transported air when speed-controlled	70 C°
Sound pressure level at 3 m	53 dB(A)
Weight	9.8 kg
Wiring diagram	4040001

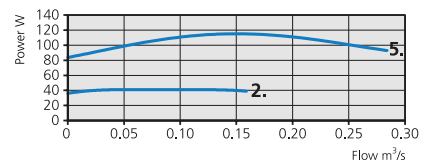
### SOUND DATA

	L <sub>PA</sub>	L <sub>WA</sub> tot dB (A)	63	125	250	500	1K	2K	4K	8K
5. Surrounding 230V	53	60	28	42	54	58	53	52	46	32
5. Outlet 230V		75	53	61	70	71	66	69	65	53
5. Inlet 230V		72	50	60	68	68	65	60	60	49
4. Inlet 165V		69	50	59	65	64	59	56	54	42
3. Inlet 135V		63	46	55	59	57	53	50	46	33
2. Inlet 110V		57	42	52	53	50	45	39	34	21
1. Inlet 80V		47	37	43	43	41	33	25	18	13

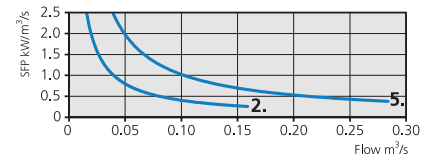
### PRESSURE/FLOW



### POWER/FLOW



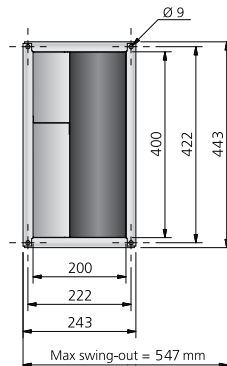
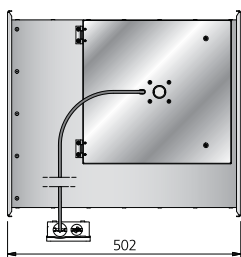
### SFP



### TRANSFORMER STEPS

1. 80V 2. 110V 3. 135V 4. 165V 5. 230V

### DIMENSIONS (mm)



# UNINSULATED DUCT FANS WITH RECTANGULAR CONNECTIONS

## RKB 400x200 B1 ErP AC



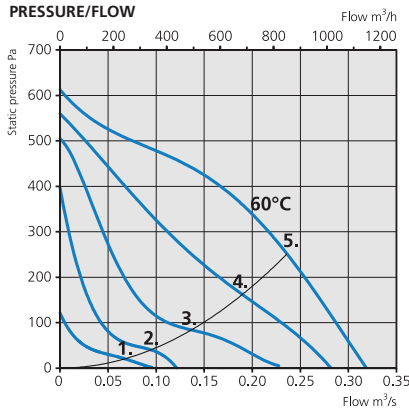
- Duct fan with rectangular connections.
- Proven performance and reliability.
- High capacity and very good efficiency.
- The power consumption at highest total efficiency is above 125W and meets the ErP directive.
- Impeller with backward curved blades.
- The external rotor motor has maintenance-free sealed ball-bearings.
- Integrated approved thermal motor protection.
- Motor has insulation class F.
- Enclosure class of the fan is IP 44.

- Junction box has enclosure class IP 54.
- For speed control a transformer or electric speed controller can be connected.
- Fan housing is manufactured from galvanized sheet steel.
- Swing-out design to simplify the maintenance and cleaning of the impeller.
- The fan is intended to be installed in a duct system.
- When duct connected the fan can be installed outside or in damp environments.
- Easy installation in any position.

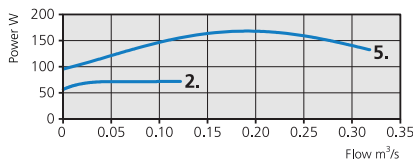
### ACCESSORIES

- Mounting brackets Universal Kit
- Rectangular flexible connection, 400x200, for reducing vibration in ventilation systems
- Transformer VRDE 1.5, VRTE C
- Electronic speed controller, VRS 1.0

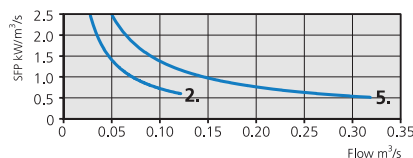
### PRESSURE/FLOW



### POWER/FLOW



### SFP



### TRANSFORMER STEPS

1. 80V    2. 110V    3. 135V    4. 165V    5. 230V

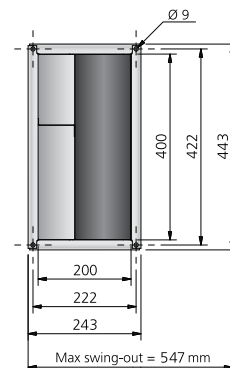
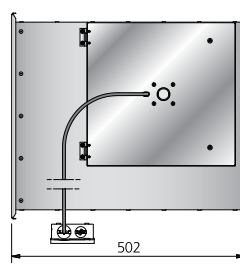
### TECHNICAL DATA

RKB 400x200 B1 ErP AC	Art.no. 7470045
Voltage	230/50 V/Hz
Voltage range	220-240/50 V/Hz
Phase	1 ~
Current	0.86 A
Power	169 W
Speed	2690 rpm
Capacitor	5 µF
Max. temperature of transported air	70 C°
Max. temperature of transported air when speed-controlled	70 C°
Sound pressure level at 3 m	58 dB(A)
Weight	10.5 kg
Wiring diagram	4040001

### SOUND DATA

	L <sub>PA</sub>	L <sub>WA</sub> tot dB (A)	63	125	250	500	1K	2K	4K	8K
5. Surrounding 230V	58	65	33	43	60	62	53	53	48	46
5. Outlet 230V		81	61	64	76	76	72	72	68	64
5. Inlet 230V		76	57	63	73	67	67	65	65	61
4. Inlet 165V		72	52	60	70	60	60	59	59	51
3. Inlet 135V		63	48	57	59	51	51	53	49	33
2. Inlet 110V		56	44	52	51	44	43	46	35	19
1. Inlet 80V		53	38	52	43	35	34	26	23	21

### DIMENSIONS (mm)



# UNINSULATED DUCT FANS WITH RECTANGULAR CONNECTIONS

## RKB 400x200 E1 ErP AC



### ACCESSORIES

- Mounting brackets Universal Kit
- Rectangular flexible connection, 400x200, for reducing vibration in ventilation systems
- Transformer VRDE 1.5, VRTE 1
- Electronic speed controller, VRS 2.0

- Duct fan with rectangular connections.
- Proven performance and reliability.
- High capacity and very good efficiency.
- The power consumption at highest total efficiency is above 125W and meets the ErP directive.
- Impeller with backward curved blades.
- The external rotor motor has maintenance-free sealed ball-bearings.
- Integrated approved thermal motor protection.
- Motor has insulation class F.
- Enclosure class of the fan is IP 44.

- Junction box has enclosure class IP 54.
- For speed control a transformer or electric speed controller can be connected.
- Fan housing is manufactured from galvanized sheet steel.
- Swing-out design to simplify the maintenance and cleaning of the impeller.
- The fan is intended to be installed in a duct system.
- When duct connected the fan can be installed outside or in damp environments.
- Easy installation in any position.

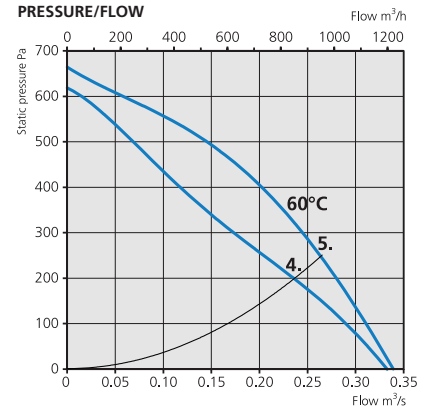
### TECHNICAL DATA

RKB 400x200 E1 ErP AC	Art.no. 7470046
Voltage	230/50 V/Hz
Voltage range	220-240/50 V/Hz
Phase	1 ~
Current	1.24 A
Power	229 W
Speed	2760 rpm
Capacitor	6 µF
Max. temperature of transported air	60 C°
Max. temperature of transported air when speed-controlled	60 C°
Sound pressure level at 3 m	59 dB(A)
Weight	11.1 kg
Wiring diagram	4040001

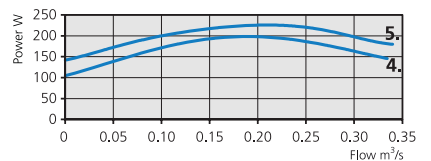
### SOUND DATA

	L <sub>PA</sub>	L <sub>WA</sub> tot dB (A)	63	125	250	500	1K	2K	4K	8K
5. Surrounding 230V	59	66	42	47	61	63	56	53	47	40
5. Outlet 230V		83	64	65	78	79	74	74	70	64
5. Inlet 230V		79	64	63	76	72	69	65	65	59
4. Inlet 165V		75	56	62	72	67	64	61	60	54

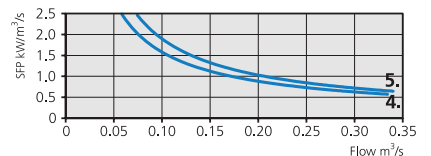
### PRESSURE/FLOW



### POWER/FLOW



### SFP

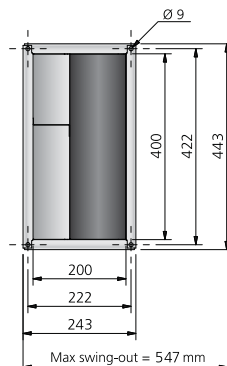
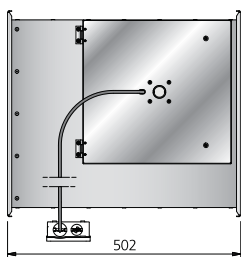


### TRANSFORMER STEPS

1. 80V 2. 110V 3. 135V 4. 165V 5. 230V

This product cannot be speed controlled below 165 V.

### DIMENSIONS (mm)



# UNINSULATED DUCT FANS WITH RECTANGULAR CONNECTIONS

## RKB 500x250 A1 AC



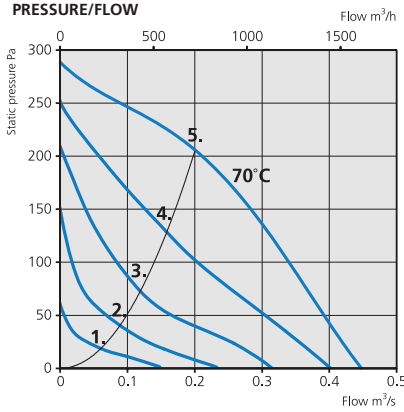
### ACCESSORIES

- Mounting brackets Universal Kit
- Rectangular flexible connection, 500x250, for reducing vibration in ventilation systems
- Transformer VRDE 1.5, VRTE C
- Electronic speed controller, VRS 1.0

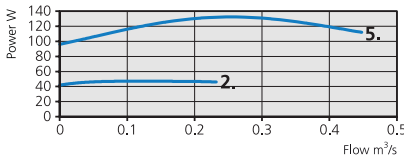
- Duct fan with rectangular connections.
- Proven performance and reliability.
- High capacity and very good efficiency.
- The power consumption at highest total efficiency is below 125W and is not subject to the ErP directive.
- Impeller with backward curved blades.
- The external rotor motor has maintenance-free sealed ball-bearings.
- Integrated approved thermal motor protection.
- Motor has insulation class F.
- Enclosure class of the fan is IP 44.

- Junction box has enclosure class IP 54.
- For speed control a transformer or electric speed controller can be connected.
- Fan housing is manufactured from galvanized sheet steel.
- Swing-out design to simplify the maintenance and cleaning of the impeller.
- The fan is intended to be installed in a duct system.
- When duct connected the fan can be installed outside or in damp environments.
- Easy installation in any position.

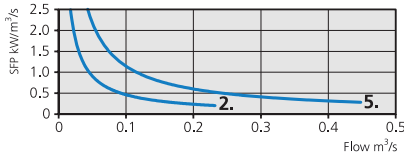
### PRESSURE/FLOW



### POWER/FLOW



### SFP



### TRANSFORMER STEPS

1. 80V    2. 110V    3. 135V    4. 165V    5. 230V

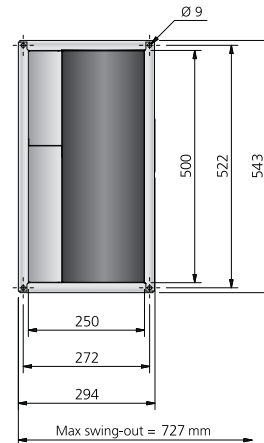
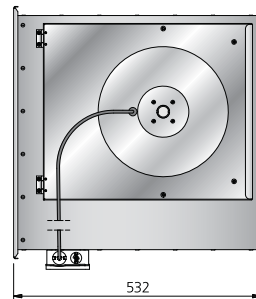
### TECHNICAL DATA

RKB 500x250 A1 AC	Art.no. 7470002
Voltage	230/50 V/Hz
Voltage range	220-240/50 V/Hz
Phase	1 ~
Current	0.59 A
Power	133 W
Speed	1270 rpm
Capacitor	5 µF
Max. temperature of transported air	70 C°
Max. temperature of transported air when speed-controlled	70 C°
Sound pressure level at 3 m	48 dB(A)
Weight	16.4 kg
Wiring diagram	4040001

### SOUND DATA

	L <sub>PA</sub>	L <sub>WA</sub> tot dB (A)	63	125	250	500	1K	2K	4K	8K
5. Surrounding 230V	48	55	35	51	48	47	49	44	36	29
5. Outlet 230V		70	58	63	63	62	61	63	57	48
5. Inlet 230V		67	56	62	63	58	53	55	50	41
4. Inlet 165V		66	62	61	59	56	49	50	44	33
3. Inlet 135V		58	53	55	53	47	41	41	34	22
2. Inlet 110V		54	48	52	46	40	33	32	23	17
1. Inlet 80V		51	34	51	38	31	27	22	17	13

### DIMENSIONS (mm)



# UNINSULATED DUCT FANS WITH RECTANGULAR CONNECTIONS

## RKB 500x250 B1 ErP AC



### ACCESSORIES

- Mounting brackets Universal Kit
- Rectangular flexible connection, 500x250, for reducing vibration in ventilation systems
- Transformer VRDE 1.5, VRTE C
- Electronic speed controller, VRS 1.0

- Duct fan with rectangular connections.
- Proven performance and reliability.
- High capacity and very good efficiency.
- The power consumption at highest total efficiency is above 125W and meets the ErP directive.
- Impeller with backward curved blades.
- The external rotor motor has maintenance-free sealed ball-bearings.
- Integrated approved thermal motor protection.
- Motor has insulation class F.
- Enclosure class of the fan is IP 44.

- Junction box has enclosure class IP 54.
- For speed control a transformer or electric speed controller can be connected.
- Fan housing is manufactured from galvanized sheet steel.
- Swing-out design to simplify the maintenance and cleaning of the impeller.
- The fan is intended to be installed in a duct system.
- When duct connected the fan can be installed outside or in damp environments.
- Easy installation in any position.

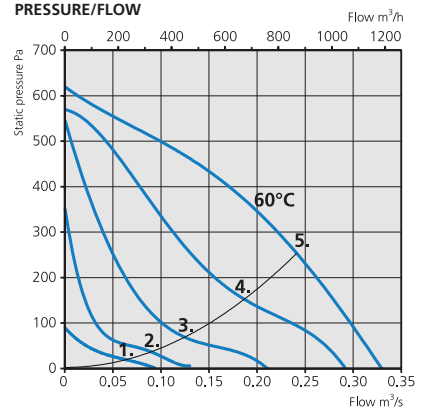
### TECHNICAL DATA

RKB 500x250 B1 ErP AC	Art.no. 7470047
Voltage	230/50 V/Hz
Voltage range	220-240/50 V/Hz
Phase	1 ~
Current	0.91 A
Power	168 W
Speed	2680 rpm
Capacitor	5 µF
Max. temperature of transported air	70 C°
Max. temperature of transported air when speed-controlled	70 C°
Sound pressure level at 3 m	58 dB(A)
Weight	14.7 kg
Wiring diagram	4040001

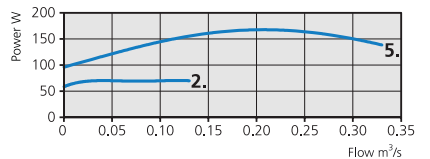
### SOUND DATA

	L <sub>PA</sub>	L <sub>WA</sub> tot dB (A)	63	125	250	500	1K	2K	4K	8K
5. Surrounding 230V	58	65	34	44	63	59	52	51	47	43
5. Outlet 230V		78	57	61	74	71	70	71	67	63
5. Inlet 230V		72	54	57	68	60	64	64	63	60
4. Inlet 165V		68	50	57	66	54	58	57	57	53
3. Inlet 135V		64	45	56	62	50	50	50	54	40
2. Inlet 110V		57	50	53	47	35	40	50	40	20
1. Inlet 80V		56	43	54	49	28	33	34	17	12

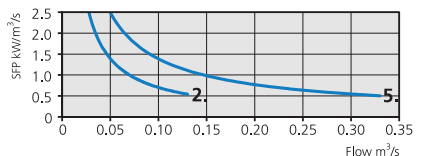
### PRESSURE/FLOW



### POWER/FLOW



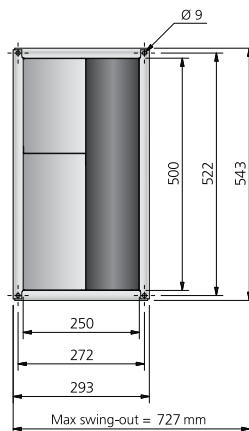
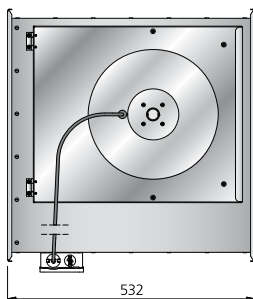
### SFP



### TRANSFORMER STEPS

1. 80V 2. 110V 3. 135V 4. 165V 5. 230V

### DIMENSIONS (mm)



# UNINSULATED DUCT FANS WITH RECTANGULAR CONNECTIONS

## RKB 500x250 E1 ErP AC



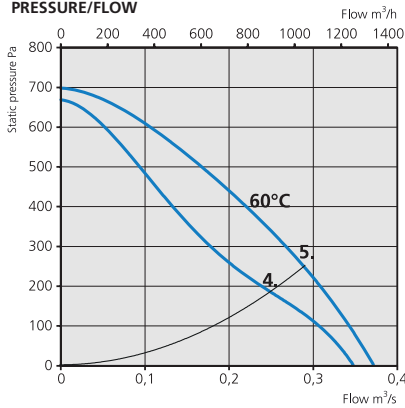
- Duct fan with rectangular connections.
- Proven performance and reliability.
- High capacity and very good efficiency.
- The power consumption at highest total efficiency is above 125W and meets the ErP directive.
- Impeller with backward curved blades.
- The external rotor motor has maintenance-free sealed ball-bearings.
- Integrated approved thermal motor protection.
- Motor has insulation class F.
- Enclosure class of the fan is IP 44.

- Junction box has enclosure class IP 54.
- For speed control a transformer or electric speed controller can be connected.
- Fan housing is manufactured from galvanized sheet steel.
- Swing-out design to simplify the maintenance and cleaning of the impeller.
- The fan is intended to be installed in a duct system.
- When duct connected the fan can be installed outside or in damp environments.
- Easy installation in any position.

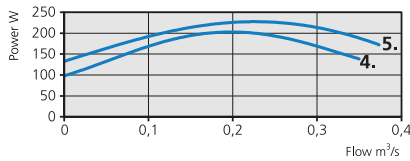
### ACCESSORIES

- Mounting brackets Universal Kit
- Rectangular flexible connection, 500x250, for reducing vibration in ventilation systems
- Transformer VRDE 1.5, VRTE 1
- Electronic speed controller, VRS 2.0

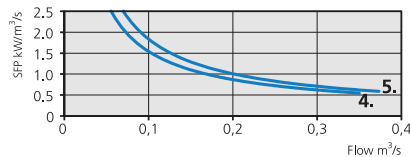
### PRESSURE/FLOW



### POWER/FLOW



### SFP



### TRANSFORMER STEPS

1. 80V 2. 110V 3. 135V 4. 165V 5. 230V

This product cannot be speed controlled below 165 V.

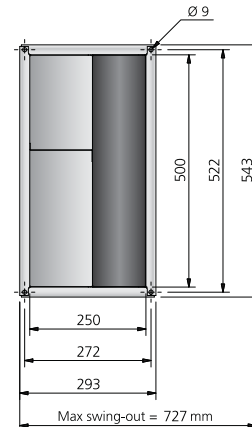
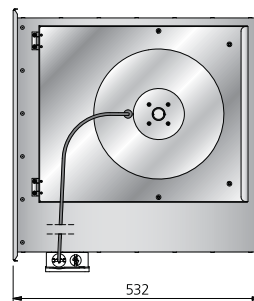
### TECHNICAL DATA

RKB 500x250 E1 ErP AC	Art.no. 7470048
Voltage	230/50 V/Hz
Voltage range	220-240/50 V/Hz
Phase	1 ~
Current	1.28 A
Power	230 W
Speed	2750 rpm
Capacitor	6 µF
Max. temperature of transported air	60 C°
Max. temperature of transported air when speed-controlled	60 C°
Sound pressure level at 3 m	57 dB(A)
Weight	15.2 kg
Wiring diagram	4040001

### SOUND DATA

	L <sub>pA</sub>	L <sub>wA</sub> tot dB (A)	63	125	250	500	1K	2K	4K	8K
5. Surrounding 230V	57	64	49	47	61	59	53	53	47	43
5. Outlet 230V		81	72	62	74	73	72	75	71	65
5. Inlet 230V		76	68	62	70	65	68	68	67	62
4. Inlet 165V		72	51	56	70	59	64	64	61	57

### DIMENSIONS (mm)



# UNINSULATED DUCT FANS WITH RECTANGULAR CONNECTIONS

## RKB 500x250 H1 AC



### ACCESSORIES

- Mounting brackets Universal Kit
- Rectangular flexible connection, 500x250, for reducing vibration in ventilation systems
- Transformer VRDE 3, VRTE 3
- Electronic speed controller, VRS 4.0

- Duct fan with rectangular connections.
- Proven performance and reliability.
- High capacity and very good efficiency.
- Impeller with backward curved blades.
- The external rotor motor has maintenance-free sealed ball-bearings.
- Integrated approved thermal motor protection.
- Motor has insulation class F.
- Enclosure class of the fan is IP 44.
- Junction box has enclosure class IP 54.
- For speed control a transformer or electric speed controller can be connected.

- Fan housing is manufactured from galvanized sheet steel.
- Swing-out design to simplify the maintenance and cleaning of the impeller.
- The fan is intended to be installed in a duct system.
- When duct connected the fan can be installed outside or in damp environments.
- Easy installation in any position.
- This product is not approved for use in the EU, EFTA or EEA countries.

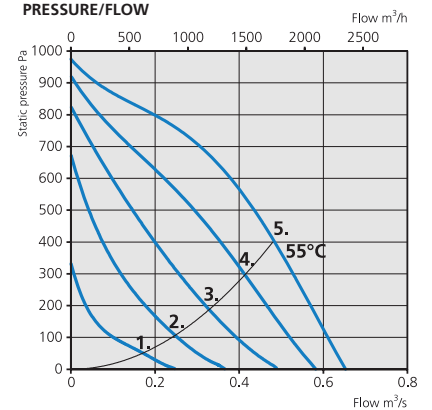
### TECHNICAL DATA

RKB 500x250 H1 AC	Art.no. 7470029
Voltage	230/50 V/Hz
Voltage range	220-240/50 V/Hz
Phase	1 ~
Current	3.00 A
Power	675 W
Speed	2570 rpm
Capacitor	14 µF
Max. temperature of transported air	55 C°
Max. temperature of transported air when speed-controlled	55 C°
Sound pressure level at 3 m	66 dB(A)
Weight	21.4 kg
Wiring diagram	4040005

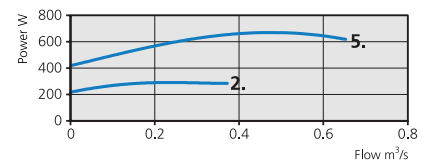
### SOUND DATA

	L <sub>PA</sub>	L <sub>WA</sub> tot dB (A)	63	125	250	500	1K	2K	4K	8K
5. Surrounding 230V	66	73	53	57	68	66	67	64	58	49
5. Outlet 230V		85	64	70	79	79	77	78	72	63
5. Inlet 230V		79	63	67	76	70	71	69	66	59
4. Inlet 165V		76	60	64	74	66	67	65	62	55
3. Inlet 135V		72	55	61	70	61	62	59	55	49
2. Inlet 110V		66	51	59	64	52	54	50	48	37
1. Inlet 80V		57	44	54	52	43	43	40	38	29

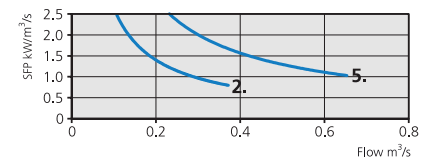
### PRESSURE/FLOW



### POWER/FLOW



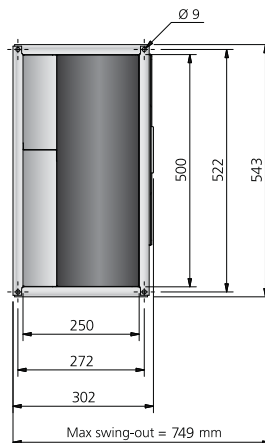
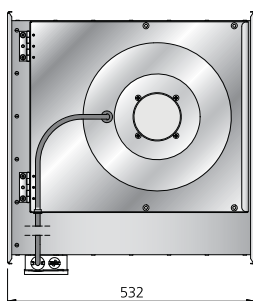
### SFP



### TRANSFORMER STEPS

1. 80V 2. 110V 3. 135V 4. 165V 5. 230V

### DIMENSIONS (mm)



# UNINSULATED DUCT FANS WITH RECTANGULAR CONNECTIONS

## RKB 600x300 B3 ErP AC



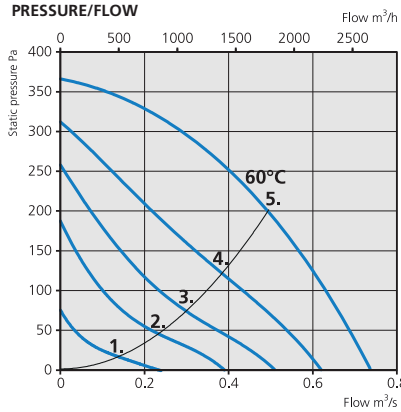
### ACCESSORIES

- Mounting brackets Universal Kit
- Rectangular flexible connection, 600x300, for reducing vibration in ventilation systems
- Transformer VRDE 1.5, VRTE C

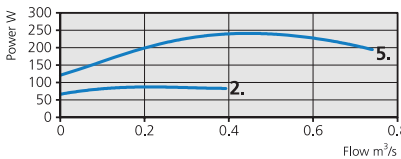
- Duct fan with rectangular connections.
- Proven performance and reliability.
- High capacity and very good efficiency.
- The power consumption at highest total efficiency is above 125W and meets the ErP directive.
- Impeller with backward curved blades.
- The external rotor motor has maintenance-free sealed ball-bearings.
- Integrated approved thermal motor protection.
- Motor has insulation class F.
- Enclosure class of the fan is IP 54.

- Junction box has enclosure class IP 54.
- For speed control a transformer or electric speed controller can be connected.
- Fan housing is manufactured from galvanized sheet steel.
- Swing-out design to simplify the maintenance and cleaning of the impeller.
- The fan is intended to be installed in a duct system.
- When duct connected the fan can be installed outside or in damp environments.
- Easy installation in any position.

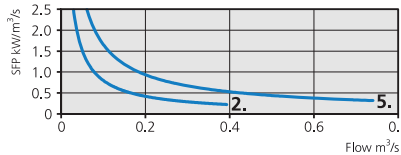
### PRESSURE/FLOW



### POWER/FLOW



### SFP



### TRANSFORMER STEPS

1. 80V    2. 110V    3. 135V    4. 165V    5. 230V

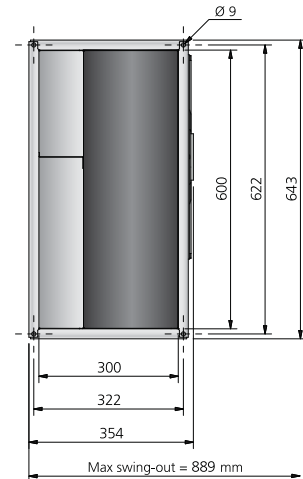
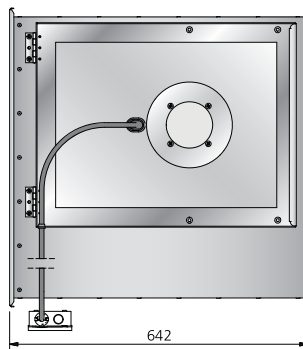
### TECHNICAL DATA

RKB 600x300 B3 ErP AC	Art.no. 7480159
Voltage	Y 400/Δ 230 / 50 V/Hz
Voltage range	380-415/50 V/Hz
Phase	3 ~
Current	0.47 / 0.82 A
Power	240 W
Speed	1330 rpm
Capacitor	- μF
Max. temperature of transported air	60 C°
Max. temperature of transported air when speed-controlled	60 C°
Sound pressure level at 3 m	52 dB(A)
Weight	26.3 kg
Wiring diagram	Y 4040004 / Δ 4040003

### SOUND DATA

	L <sub>pA</sub>	L <sub>WA</sub> tot dB (A)	63	125	250	500	1K	2K	4K	8K
5. Surrounding 400V	52	59	33	55	55	49	46	43	41	33
5. Outlet 400V		76	58	70	72	66	64	62	59	56
5. Inlet 400V		70	54	66	65	56	55	56	54	48
4. Inlet 240V		66	50	63	60	50	51	52	49	36
3. Inlet 185V		58	51	51	53	45	46	45	42	25
2. Inlet 145V		51	46	43	46	40	39	39	27	16
1. Inlet 95V		39	33	33	34	25	25	17	17	12

### DIMENSIONS (mm)





# UNINSULATED DUCT FANS WITH RECTANGULAR CONNECTIONS

## RKB 600x350 B3 ErP AC



### ACCESSORIES

- Mounting brackets Universal Kit
- Rectangular flexible connection, 600x350, for reducing vibration in ventilation systems
- Transformer VRDE 1.5, VRTE C

- Duct fan with rectangular connections.
- Proven performance and reliability.
- High capacity and very good efficiency.
- The power consumption at highest total efficiency is above 125W and meets the ErP directive.
- Impeller with backward curved blades.
- The external rotor motor has maintenance-free sealed ball-bearings.
- Integrated approved thermal motor protection.
- Motor has insulation class F.
- Enclosure class of the fan is IP 54.

- Junction box has enclosure class IP 54.
- For speed control a transformer or electric speed controller can be connected.
- Fan housing is manufactured from galvanized sheet steel.
- Swing-out design to simplify the maintenance and cleaning of the impeller.
- The fan is intended to be installed in a duct system.
- When duct connected the fan can be installed outside or in damp environments.
- Easy installation in any position.

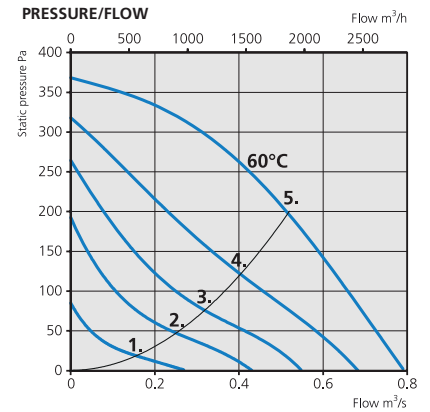
### TECHNICAL DATA

<b>RKB 600x350 B3 ErP AC</b>	<b>Art.no. 7480160</b>
<b>Voltage</b>	Y 400/Δ 230 / 50 V/Hz
<b>Voltage range</b>	380-415/50 V/Hz
<b>Phase</b>	3 ~
<b>Current</b>	0.47 / 0.82 A
<b>Power</b>	245 W
<b>Speed</b>	1330 rpm
<b>Capacitor</b>	- μF
<b>Max. temperature of transported air</b>	60 C°
<b>Max. temperature of transported air when speed-controlled</b>	60 C°
<b>Sound pressure level at 3 m</b>	50 dB(A)
<b>Weight</b>	27.1 kg
<b>Wiring diagram</b>	Y 4040004 / Δ 4040003

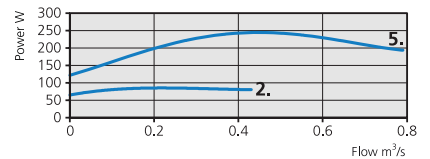
### SOUND DATA

	$L_{pA}$	$L_{wA}$ tot dB (A)	63	125	250	500	1K	2K	4K	8K
<b>5. Surrounding 400V</b>	50	57	32	53	53	46	46	40	37	32
<b>5. Outlet 400V</b>		74	56	68	69	64	65	61	59	56
<b>5. Inlet 400V</b>		70	54	68	63	54	55	56	55	47
<b>4. Inlet 240V</b>		66	49	64	59	48	50	51	51	33
<b>3. Inlet 185V</b>		59	51	55	52	42	45	48	45	23
<b>2. Inlet 145V</b>		51	45	44	44	36	39	42	24	14
<b>1. Inlet 95V</b>		39	33	34	33	25	27	19	17	11

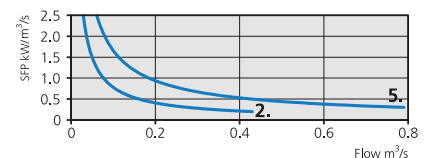
### PRESSURE/FLOW



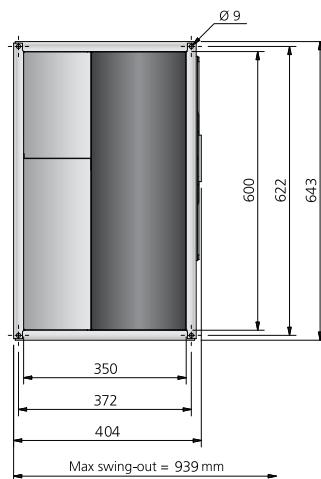
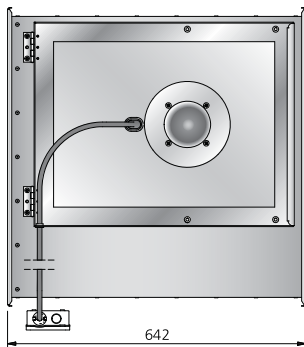
### POWER/FLOW



### SFP



### DIMENSIONS (mm)



### TRANSFORMER STEPS

1. 95V
2. 145V
3. 185V
4. 240V
5. 400V

# UNINSULATED DUCT FANS WITH RECTANGULAR CONNECTIONS

## RKB 600x350 D1 ErP AC



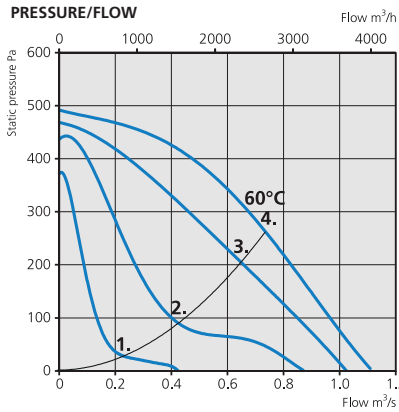
- Duct fan with rectangular connections.
- Proven performance and reliability.
- High capacity and very good efficiency.
- The power consumption at highest total efficiency is above 125W and meets the ErP directive.
- Impeller with backward curved blades.
- The external rotor motor has maintenance-free sealed ball-bearings.
- Integrated approved thermal motor protection.
- Motor has insulation class F.
- Enclosure class of the fan is IP 54.

- Junction box has enclosure class IP 54.
- For speed control a transformer or electric speed controller can be connected.
- Fan housing is manufactured from galvanized sheet steel.
- Swing-out design to simplify the maintenance and cleaning of the impeller.
- The fan is intended to be installed in a duct system.
- When duct connected the fan can be installed outside or in damp environments.
- Easy installation in any position.

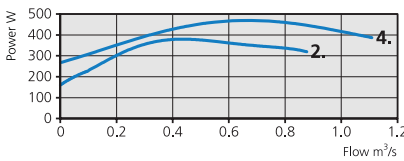
### ACCESSORIES

- Mounting brackets Universal Kit
- Rectangular flexible connection, 600x350, for reducing vibration in ventilation systems
- Transformer VRDE 7, VRTE 5
- Electronic speed controller, VRS 4.0

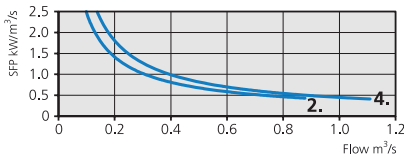
### PRESSURE/FLOW



### POWER/FLOW



### SFP



### TRANSFORMER STEPS

1. 110V 2. 135V 3. 165V 4. 230V

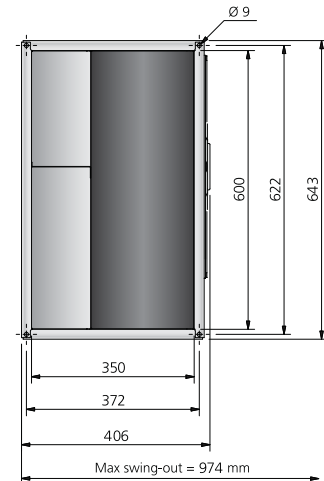
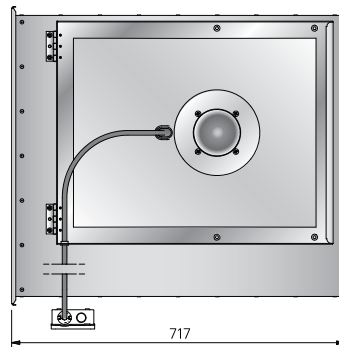
### TECHNICAL DATA

RKB 600x350 D1 ErP AC	Art.no. 7480162
Voltage	230/50 V/Hz
Voltage range	220-240/50 V/Hz
Phase	1 ~
Current	3.11 A
Power	476 W
Speed	1390 rpm
Capacitor	10 µF
Max. temperature of transported air	60 C°
Max. temperature of transported air when speed-controlled	60 C°
Sound pressure level at 3 m	57 dB(A)
Weight	32.0 kg
Wiring diagram	4040005

### SOUND DATA

	L <sub>pA</sub>	L <sub>WA</sub> tot dB (A)	63	125	250	500	1K	2K	4K	8K
4. Surrounding 230V	57	64	39	59	60	54	54	46	44	41
4. Outlet 230V		81	64	75	78	72	73	67	63	63
4. Inlet 230V		75	61	72	71	64	61	62	57	54
3. Inlet 165V		73	59	71	67	61	57	60	54	51
2. Inlet 135V		64	57	60	56	50	48	48	44	25
1. Inlet 110V		61	50	61	49	42	41	34	20	14

### DIMENSIONS (mm)



# UNINSULATED DUCT FANS WITH RECTANGULAR CONNECTIONS

## RKB 600x350 D3 ErP AC



### ACCESSORIES

- Mounting brackets Universal Kit
- Rectangular flexible connection, 600x350, for reducing vibration in ventilation systems
- Transformer VRDT 2, VRTT 2

- Duct fan with rectangular connections.
- Proven performance and reliability.
- High capacity and very good efficiency.
- The power consumption at highest total efficiency is above 125W and meets the ErP directive.
- Impeller with backward curved blades.
- The external rotor motor has maintenance-free sealed ball-bearings.
- Integrated approved thermal motor protection.
- Motor has insulation class F.
- Enclosure class of the fan is IP 54.

- Junction box has enclosure class IP 54.
- For speed control a transformer or electric speed controller can be connected.
- Fan housing is manufactured from galvanized sheet steel.
- Swing-out design to simplify the maintenance and cleaning of the impeller.
- The fan is intended to be installed in a duct system.
- When duct connected the fan can be installed outside or in damp environments.
- Easy installation in any position.

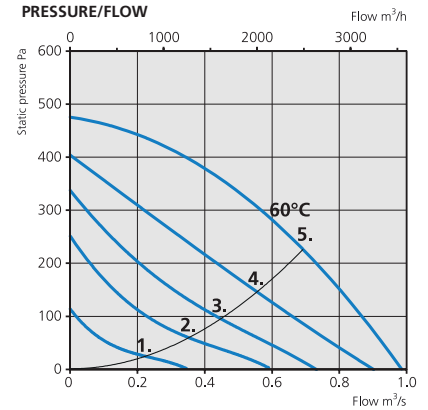
### TECHNICAL DATA

RKB 600x350 D3 ErP AC	Art.no. 7480161
Voltage	Y 400/Δ 230 / 50 V/Hz
Voltage range	380-415/50 V/Hz
Phase	3 ~
Current	0.82 / 1.43 A
Power	424 W
Speed	1330 rpm
Capacitor	- μF
Max. temperature of transported air	60 C°
Max. temperature of transported air when speed-controlled	60 C°
Sound pressure level at 3 m	55 dB(A)
Weight	30.4 kg
Wiring diagram	Y 4040004 / Δ 4040003

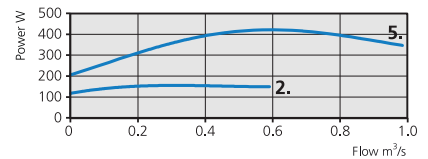
### SOUND DATA

	L <sub>pA</sub>	L <sub>WA</sub> tot dB (A)	63	125	250	500	1K	2K	4K	8K
5. Surrounding 400V	55	62	42	58	58	53	50	44	41	36
5. Outlet 400V		80	65	75	75	70	71	65	61	62
5. Inlet 400V		74	61	70	69	64	59	60	56	55
4. Inlet 240V		70	57	67	64	57	54	55	52	48
3. Inlet 185V		63	57	58	58	51	49	49	49	31
2. Inlet 145V		58	55	49	51	44	43	43	43	20
1. Inlet 95V		46	41	41	40	34	33	31	16	14

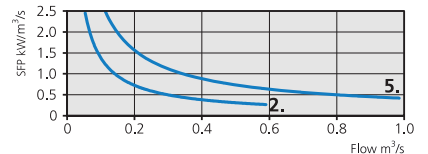
### PRESSURE/FLOW



### POWER/FLOW



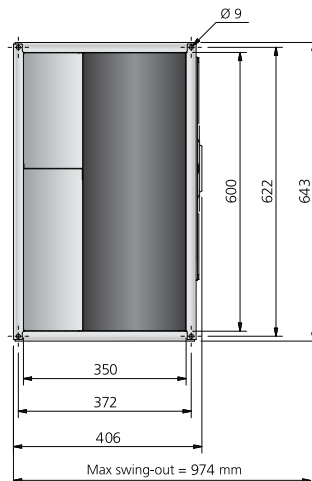
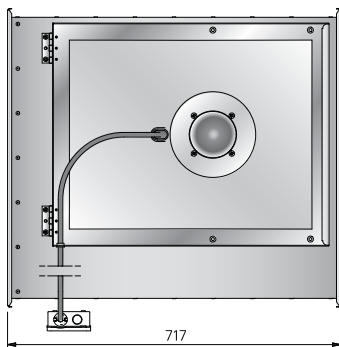
### SFP



### TRANSFORMER STEPS

1. 95V 2. 145V 3. 185V 4. 240V 5. 400V

### DIMENSIONS (mm)



# UNINSULATED DUCT FANS WITH RECTANGULAR CONNECTIONS

## RKB 700x400 B3 ErP AC



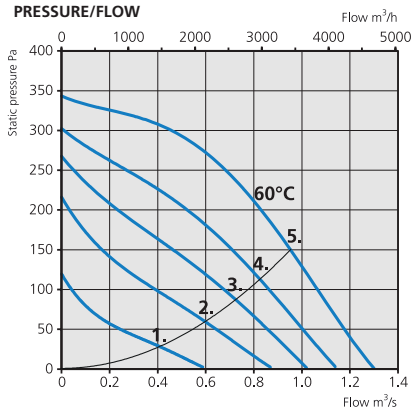
### ACCESSORIES

- Mounting brackets Universal Kit
- Rectangular flexible connection, 700x400, for reducing vibration in ventilation systems
- Transformer VRDT 1, VRTT 1

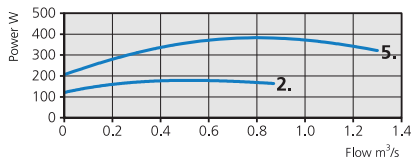
- Duct fan with rectangular connections.
- Proven performance and reliability.
- High capacity and very good efficiency.
- The power consumption at highest total efficiency is above 125W and meets the ErP directive.
- Impeller with backward curved blades.
- The external rotor motor has maintenance-free sealed ball-bearings.
- Integrated approved thermal motor protection.
- Motor has insulation class F.
- Enclosure class of the fan is IP 54.

- Junction box has enclosure class IP 54.
- For speed control a transformer or electric speed controller can be connected.
- Fan housing is manufactured from galvanized sheet steel.
- Swing-out design to simplify the maintenance and cleaning of the impeller.
- The fan is intended to be installed in a duct system.
- When duct connected the fan can be installed outside or in damp environments.
- Easy installation in any position.

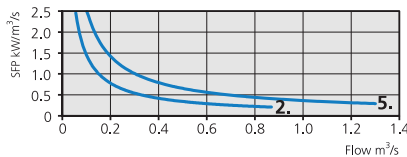
### PRESSURE/FLOW



### POWER/FLOW



### SFP



### TRANSFORMER STEPS

1. 95V 2. 145V 3. 185V 4. 240V 5. 400V

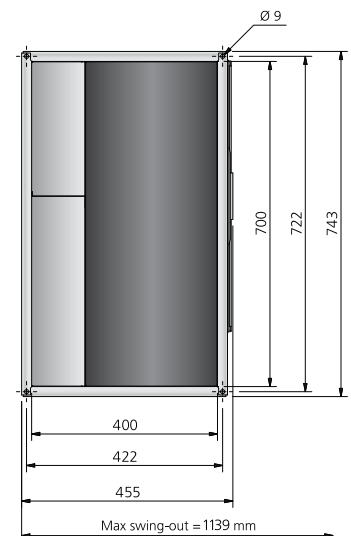
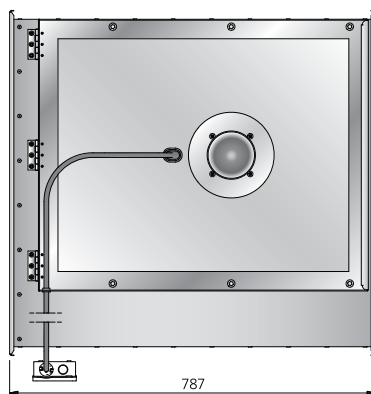
### TECHNICAL DATA

RKB 700x400 B3 ErP AC	Art.no. 7480163
Voltage	Y 400/Δ 230 / 50 V/Hz
Voltage range	380-415/50 V/Hz
Phase	3 ~
Current	0.84 / 1.46 A
Power	386 W
Speed	920 rpm
Capacitor	- μF
Max. temperature of transported air	60 C°
Max. temperature of transported air when speed-controlled	60 C°
Sound pressure level at 3 m	52 dB(A)
Weight	42.9 kg
Wiring diagram	Y 4040004 / Δ 4040003

### SOUND DATA

	L <sub>pA</sub>	L <sub>WA</sub> tot dB (A)	63	125	250	500	1K	2K	4K	8K
5. Surrounding 400V	52	59	47	51	56	53	45	38	34	29
5. Outlet 400V		77	64	74	71	67	65	61	57	51
5. Inlet 400V		72	60	69	67	62	58	56	52	44
4. Inlet 240V		67	59	62	62	58	54	52	47	37
3. Inlet 185V		63	57	56	58	53	50	48	42	31
2. Inlet 145V		57	51	50	53	47	45	41	33	22
1. Inlet 95V		46	39	41	42	37	33	26	17	11

### DIMENSIONS (mm)



# UNINSULATED DUCT FANS WITH RECTANGULAR CONNECTIONS

## RKB 700x400 E3 ErP AC



### ACCESSORIES

- Mounting brackets Universal Kit
- Rectangular flexible connection, 700x400, for reducing vibration in ventilation systems
- Transformer VRDT 4, VRTT 4

- Duct fan with rectangular connections.
- Proven performance and reliability.
- High capacity and very good efficiency.
- The power consumption at highest total efficiency is above 125W and meets the ErP directive.
- Impeller with backward curved blades.
- The external rotor motor has maintenance-free sealed ball-bearings.
- Integrated approved thermal motor protection.
- Motor has insulation class F.
- Enclosure class of the fan is IP 54.

- Junction box has enclosure class IP 54.
- For speed control a transformer or electric speed controller can be connected.
- Fan housing is manufactured from galvanized sheet steel.
- Swing-out design to simplify the maintenance and cleaning of the impeller.
- The fan is intended to be installed in a duct system.
- When duct connected the fan can be installed outside or in damp environments.
- Easy installation in any position.

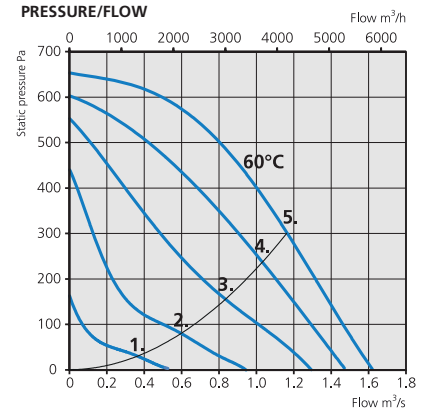
### TECHNICAL DATA

RKB 700x400 E3 ErP AC	Art.no. 7480164
Voltage	Y 400/Δ 230 / 50 V/Hz
Voltage range	380-415/50 V/Hz
Phase	3 ~
Current	2.44 / 4.24 A
Power	830 W
Speed	1430 rpm
Capacitor	- μF
Max. temperature of transported air	40 C°
Max. temperature of transported air when speed-controlled	40 C°
Sound pressure level at 3 m	60 dB(A)
Weight	48.4 kg
Wiring diagram	Y 4040004 / Δ 4040003

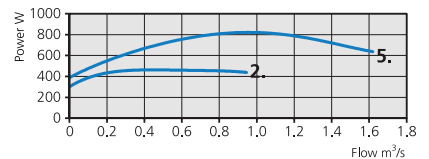
### SOUND DATA

	L <sub>PA</sub>	L <sub>WA</sub> tot dB (A)	63	125	250	500	1K	2K	4K	8K
5. Surrounding 400V	60	67	47	61	64	60	55	46	42	41
5. Outlet 400V		84	69	78	80	75	75	69	67	63
5. Inlet 400V		79	62	75	75	70	66	64	62	57
4. Inlet 240V		75	59	70	71	66	63	60	58	53
3. Inlet 185V		70	56	66	65	60	57	54	52	44
2. Inlet 145V		61	53	55	57	51	47	45	42	30
1. Inlet 95V		55	43	47	45	53	35	30	20	14

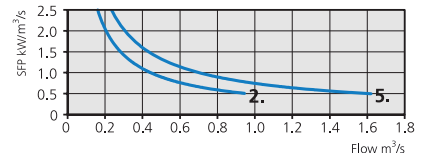
### PRESSURE/FLOW



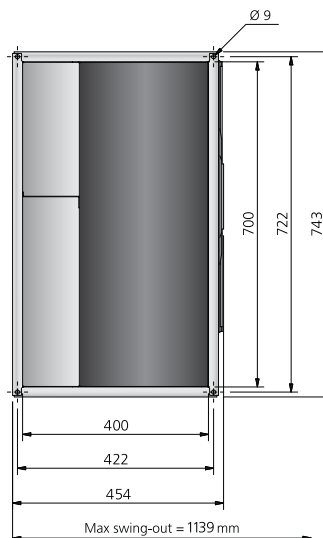
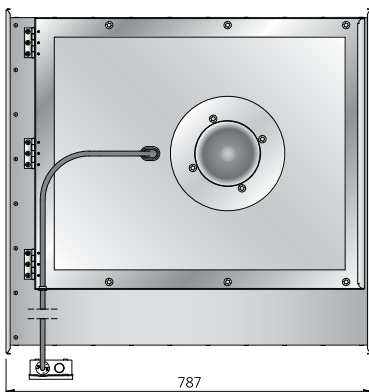
### POWER/FLOW



### SFP



### DIMENSIONS (mm)



### TRANSFORMER STEPS

1. 95V 2. 145V 3. 185V 4. 240V 5. 400V

# UNINSULATED DUCT FANS WITH RECTANGULAR CONNECTIONS

## RKB 800x500 B3 ErP AC

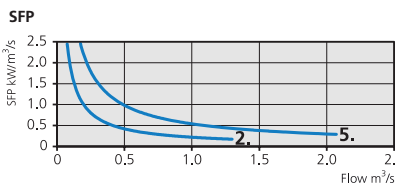
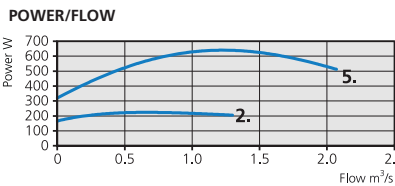
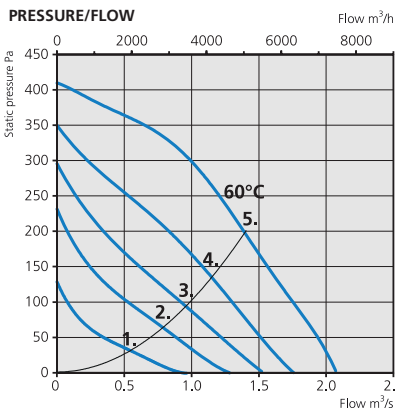


### ACCESSORIES

- Rectangular flexible connection, 800x500, for reducing vibration in ventilation systems
- Transformer VRDT 2, VRTT 2

- Duct fan with rectangular connections.
- Proven performance and reliability.
- High capacity and very good efficiency.
- The power consumption at highest total efficiency is above 125W and meets the ErP directive.
- Impeller with backward curved blades.
- The external rotor motor has maintenance-free sealed ball-bearings.
- Integrated approved thermal motor protection.
- Motor has insulation class F.
- Enclosure class of the fan is IP 54.

- Junction box has enclosure class IP 54.
- For speed control a transformer or electric speed controller can be connected.
- Fan housing is manufactured from galvanized sheet steel.
- Swing-out design to simplify the maintenance and cleaning of the impeller.
- The fan is intended to be installed in a duct system.
- When duct connected the fan can be installed outside or in damp environments.
- Easy installation in any position.



### TRANSFORMER STEPS

1. 95V    2. 145V    3. 185V    4. 240V    5. 400V

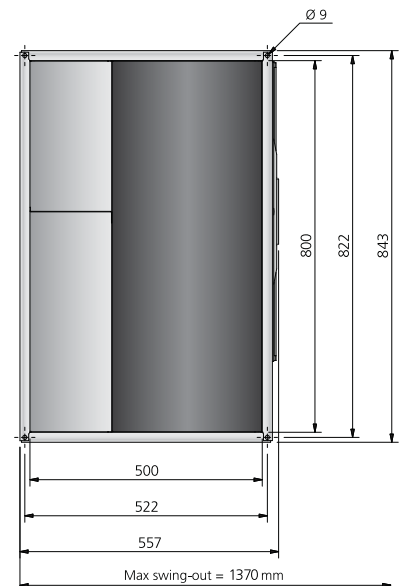
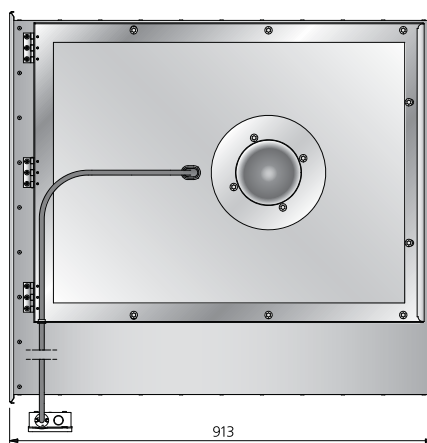
### TECHNICAL DATA

RKB 800x500 B3 ErP AC	Art.no. 7480165
<b>Voltage</b>	Y 400/Δ 230 / 50 V/Hz
<b>Voltage range</b>	380-415/50 V/Hz
<b>Phase</b>	3 ~
<b>Current</b>	1.44 / 2.50 A
<b>Power</b>	639 W
<b>Speed</b>	880 rpm
<b>Capacitor</b>	- μF
<b>Max. temperature of transported air</b>	60 C°
<b>Max. temperature of transported air when speed-controlled</b>	60 C°
<b>Sound pressure level at 3 m</b>	54 dB(A)
<b>Weight</b>	61.8 kg
<b>Wiring diagram</b>	Y 4040004 / Δ 4040003

### SOUND DATA

	L <sub>pA</sub>	L <sub>WA</sub> tot dB (A)	63	125	250	500	1K	2K	4K	8K
5. Surrounding 400V	54	61	50	56	57	52	47	40	36	37
5. Outlet 400V		78	70	75	70	66	66	61	58	57
5. Inlet 400V		73	63	70	64	57	60	58	54	53
4. Inlet 240V		65	59	61	57	51	54	52	51	46
3. Inlet 185V		61	57	54	52	46	49	47	49	35
2. Inlet 145V		55	49	50	47	41	44	41	45	28
1. Inlet 95V		43	38	38	36	32	32	31	21	16

### DIMENSIONS (mm)



# UNINSULATED DUCT FANS WITH RECTANGULAR CONNECTIONS

## RKB 800x500 E3 ErP AC



### ACCESSORIES

- Rectangular flexible connection, 800x500, for reducing vibration in ventilation systems
- Transformer VRDE 3, VRTE 3

- Duct fan with rectangular connections.
- Proven performance and reliability.
- High capacity and very good efficiency.
- The power consumption at highest total efficiency is above 125W and meets the ErP directive.
- Impeller with backward curved blades.
- The external rotor motor has maintenance-free sealed ball-bearings.
- Integrated approved thermal motor protection.
- Motor has insulation class F.
- Enclosure class of the fan is IP 54.

- Junction box has enclosure class IP 54.
- For speed control a transformer or electric speed controller can be connected.
- Fan housing is manufactured from galvanized sheet steel.
- Swing-out design to simplify the maintenance and cleaning of the impeller.
- The fan is intended to be installed in a duct system.
- When duct connected the fan can be installed outside or in damp environments.
- Easy installation in any position.

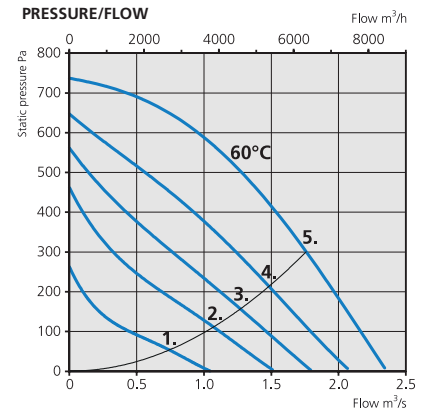
### TECHNICAL DATA

<b>RKB 800x500 E3 ErP AC</b>	<b>Art.no. 7480166</b>
<b>Voltage</b>	Y 400/Δ 230 / 50 V/Hz
<b>Voltage range</b>	380-415/50 V/Hz
<b>Phase</b>	3 ~
<b>Current</b>	2.70 / 4.70 A
<b>Power</b>	1210 W
<b>Speed</b>	1360 rpm
<b>Capacitor</b>	- μF
<b>Max. temperature of transported air</b>	60 C°
<b>Max. temperature of transported air when speed-controlled</b>	60 C°
<b>Sound pressure level at 3 m</b>	65 dB(A)
<b>Weight</b>	64.2 kg
<b>Wiring diagram</b>	Y 4040004 / Δ 4040003

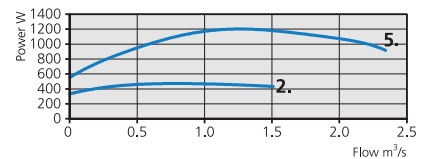
### SOUND DATA

	$L_{pA}$	$L_{WA}$ tot dB (A)	63	125	250	500	1K	2K	4K	8K
5. Surrounding 400V	65	72	49	71	65	61	55	47	44	45
5. Outlet 400V		85	67	78	80	78	77	72	69	69
5. Inlet 400V		78	64	74	72	69	68	65	64	63
4. Inlet 240V		74	61	71	67	64	63	61	59	59
3. Inlet 185V		72	58	71	63	59	58	56	57	54
2. Inlet 145V		65	58	61	57	54	52	50	54	40
1. Inlet 95V		57	54	49	46	43	44	46	41	26

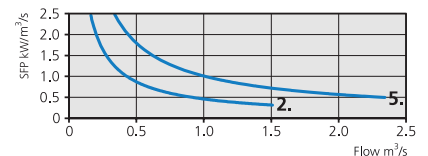
### PRESSURE/FLOW



### POWER/FLOW



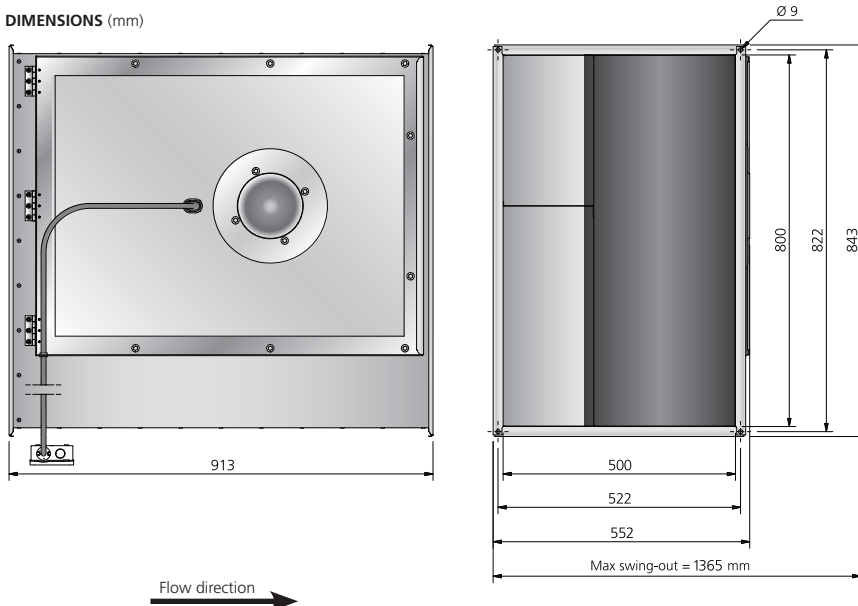
### SFP



### TRANSFORMER STEPS

1. 95V 2. 145V 3. 185V 4. 240V 5. 400V

### DIMENSIONS (mm)



# UNINSULATED DUCT FANS WITH RECTANGULAR CONNECTIONS

## RKB 800x500 K3 AC

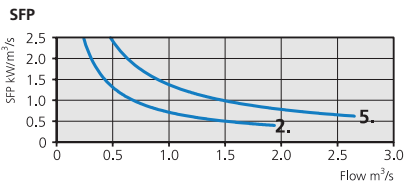
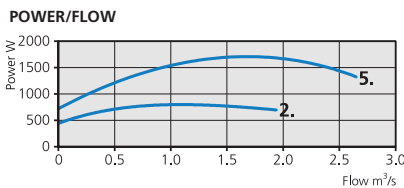
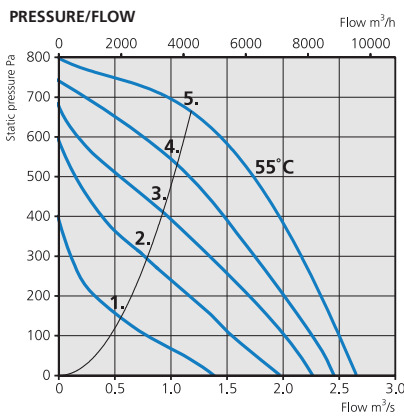


- Duct fan with rectangular connections.
- Proven performance and reliability.
- High capacity and very good efficiency.
- Impeller with backward curved blades.
- The external rotor motor has maintenance-free sealed ball-bearings.
- Integrated approved thermal motor protection.
- Motor has insulation class F.
- Enclosure class of the fan is IP 44.
- Junction box has enclosure class IP 54.
- For speed control a transformer or electric

- speed controller can be connected.
- Fan housing is manufactured from galvanized sheet steel.
- Swing-out design to simplify the maintenance and cleaning of the impeller.
- The fan is intended to be installed in a duct system.
- When duct connected the fan can be installed outside or in damp environments.
- Easy installation in any position.
- This product is not approved for use in the EU, EFTA or EEA countries.

### ACCESSORIES

- Rectangular flexible connection, 800x500, for reducing vibration in ventilation systems
- Transformer VRDT 4, VRTT 4



### TRANSFORMER STEPS

1. 95V    2. 145V    3. 185V    4. 240V    5. 400V

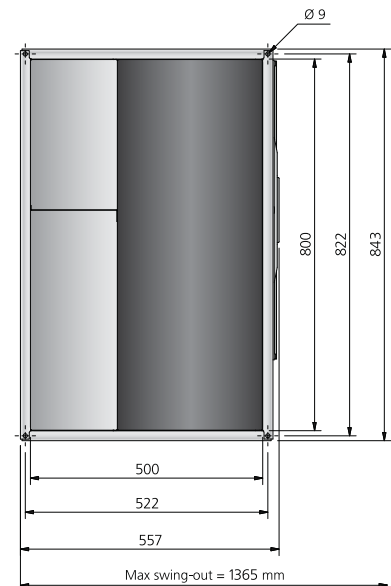
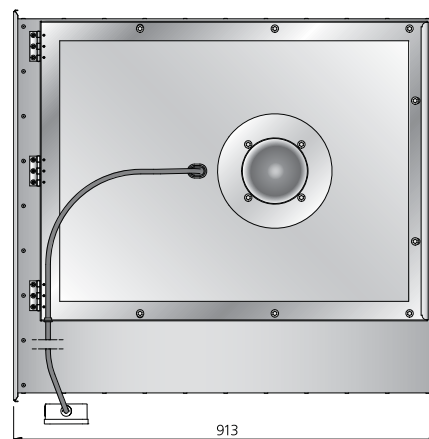
### TECHNICAL DATA

RKB 800x300 K3 AC	Art.no. 7480018
<b>Voltage</b>	Y 400/Δ 230 / 50 V/Hz
<b>Voltage range</b>	380-415/50 V/Hz
<b>Phase</b>	3 ~
<b>Current</b>	3.69 / 6.40 A
<b>Power</b>	1710 W
<b>Speed</b>	1400 rpm
<b>Capacitor</b>	- μF
<b>Max. temperature of transported air</b>	55 C°
<b>Max. temperature of transported air when speed-controlled</b>	55 C°
<b>Sound pressure level at 3 m</b>	64 dB(A)
<b>Weight</b>	62.5 kg
<b>Wiring diagram</b>	Y 4040004 / Δ 4040003

### SOUND DATA

	$L_{pA}$	$L_{wA}$ tot dB (A)	63	125	250	500	1K	2K	4K	8K
5. Surrounding 400V	64	71	48	60	67	65	65	61	52	46
5. Outlet 400V		89	64	75	83	81	85	81	75	68
5. Inlet 400V		82	62	73	76	70	77	76	71	63
4. Inlet 240V		81	62	74	72	69	78	75	69	61
3. Inlet 185V		76	59	71	65	64	71	69	63	56
2. Inlet 145V		72	58	68	62	61	67	65	59	52
1. Inlet 95V		64	57	61	54	51	57	53	47	38

### DIMENSIONS (mm)





# UNINSULATED DUCT FANS WITH RECTANGULAR CONNECTIONS

## RKB 1000x500 J3 ErP AC



### ACCESSORIES

- Rectangular flexible connection, 800x500, for reducing vibration in ventilation systems
- Transformer VRDT 4, VRTT 4

- Duct fan with rectangular connections.
- Proven performance and reliability.
- High capacity and very good efficiency.
- The power consumption at highest total efficiency is above 125W and meets the ErP directive.
- Impeller with backward curved blades.
- The external rotor motor has maintenance-free sealed ball-bearings.
- Integrated approved thermal motor protection.
- Motor has insulation class F.
- Enclosure class of the fan is IP 54.

- Junction box has enclosure class IP 54.
- For speed control a transformer or electric speed controller can be connected.
- Fan housing is manufactured from galvanized sheet steel.
- Swing-out design to simplify the maintenance and cleaning of the impeller.
- The fan is intended to be installed in a duct system.
- When duct connected the fan can be installed outside or in damp environments.
- Easy installation in any position.

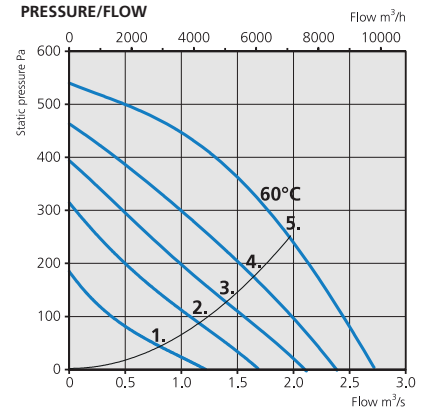
### TECHNICAL DATA

RKB 1000x500 J3 ErP AC	Art.no. 7480167
Voltage	Y 400/Δ 230 / 50 V/Hz
Voltage range	380-415/50 V/Hz
Phase	3 ~
Current	2.93 / 5.10 A
Power	1170 W
Speed	900 rpm
Capacitor	- μF
Max. temperature of transported air	60 C°
Max. temperature of transported air when speed-controlled	60 C°
Sound pressure level at 3 m	57 dB(A)
Weight	84.0 kg
Wiring diagram	Y 4040004 / Δ 4040003

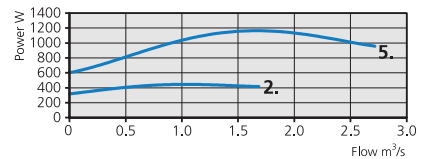
### SOUND DATA

	L <sub>PA</sub>	L <sub>WA</sub> tot dB (A)	63	125	250	500	1K	2K	4K	8K
5. Surrounding 400V	57	64	50	58	61	56	51	45	40	37
5. Outlet 400V		83	77	78	76	73	74	70	66	60
5. Inlet 400V		75	64	72	67	63	67	63	60	55
4. Inlet 240V		70	64	65	62	58	62	59	56	49
3. Inlet 185V		66	61	60	58	54	58	55	52	43
2. Inlet 145V		61	57	54	52	48	53	49	47	35
1. Inlet 95V		51	45	44	41	39	43	42	31	19

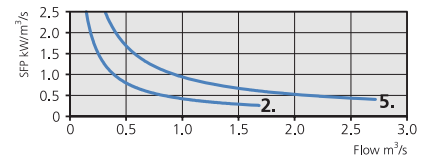
### PRESSURE/FLOW



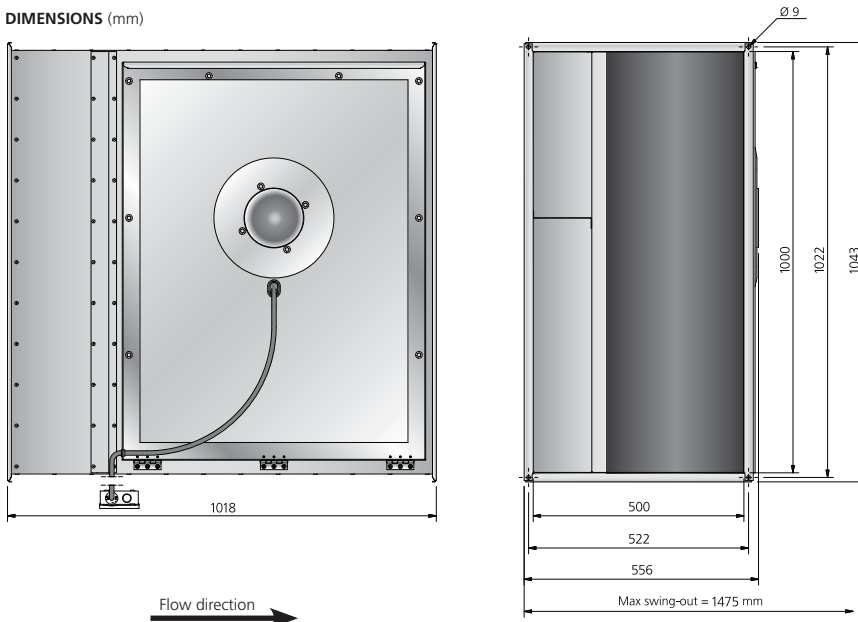
### POWER/FLOW



### SFP



### DIMENSIONS (mm)



### TRANSFORMER STEPS

1. 95V 2. 145V 3. 185V 4. 240V 5. 400V

# UNINSULATED DUCT FANS WITH RECTANGULAR CONNECTIONS

## RKB 1000x500 L3 AC



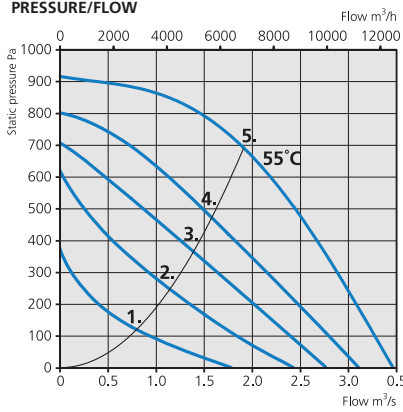
- Duct fan with rectangular connections.
- Proven performance and reliability.
- High capacity and very good efficiency.
- Impeller with backward curved blades.
- The external rotor motor has maintenance-free sealed ball-bearings.
- Integrated approved thermal motor protection.
- Motor has insulation class F.
- Enclosure class of the fan is IP 44.
- Junction box has enclosure class IP 54.
- For speed control a transformer or electric

- speed controller can be connected.
- Fan housing is manufactured from galvanized sheet steel.
- Swing-out design to simplify the maintenance and cleaning of the impeller.
- The fan is intended to be installed in a duct system.
- When duct connected the fan can be installed outside or in damp environments.
- Easy installation in any position.
- This product is not approved for use in the EU, EFTA or EEA countries.

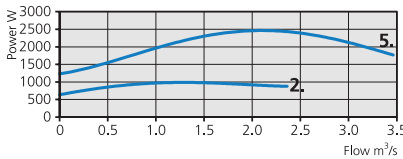
### ACCESSORIES

- Rectangular flexible connection, 1000x500, for reducing vibration in ventilation systems
- Transformer VRDT 7, VRTT 7

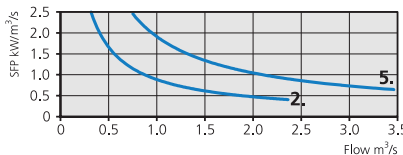
### PRESSURE/FLOW



### POWER/FLOW



### SFP



### TRANSFORMER STEPS

1. 95V    2. 145V    3. 185V    4. 240V    5. 400V

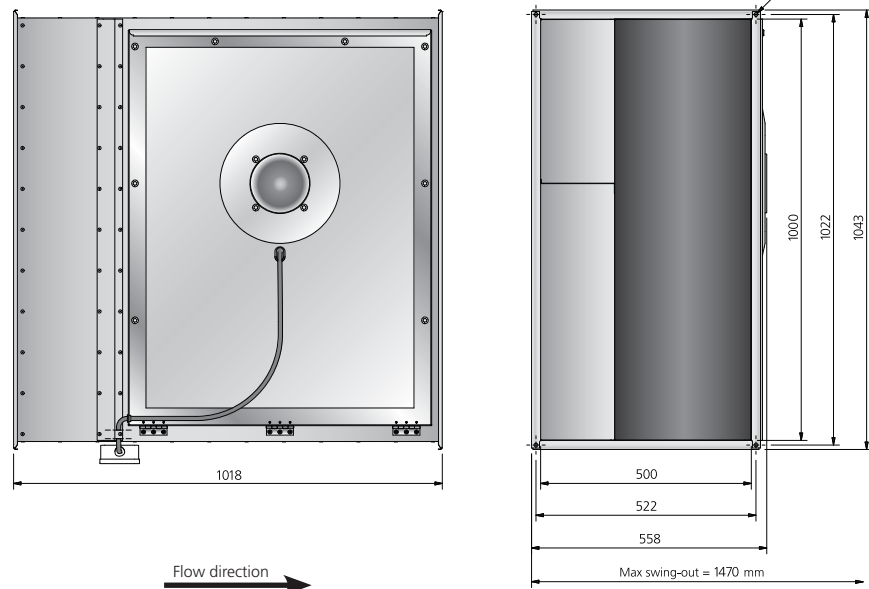
### TECHNICAL DATA

RKB 1000x500 L3 AC	Art.no. 7480012
<b>Voltage</b>	Y 400/Δ 230 / 50 V/Hz
<b>Voltage range</b>	380-415/50 V/Hz
<b>Phase</b>	3 ~
<b>Current</b>	4.90 / 8.50 A
<b>Power</b>	2450 W
<b>Speed</b>	1350 rpm
<b>Capacitor</b>	- μF
<b>Max. temperature of transported air</b>	55 C°
<b>Max. temperature of transported air when speed-controlled</b>	55 C°
<b>Sound pressure level at 3 m</b>	67 dB(A)
<b>Weight</b>	82.8 kg
<b>Wiring diagram</b>	Y 4040004 / Δ 4040003

### SOUND DATA

	L <sub>PA</sub>	L <sub>WA</sub> tot dB (A)	63	125	250	500	1K	2K	4K	8K
5. Surrounding 400V	67	74	49	64	70	67	68	63	55	48
5. Outlet 400V		95	68	83	88	87	91	87	81	72
5. Inlet 400V		88	66	79	79	78	82	82	75	67
4. Inlet 240V		82	60	76	70	71	75	76	68	61
3. Inlet 185V		79	57	71	64	66	69	68	61	55
2. Inlet 145V		73	53	69	60	68	65	63	56	49
1. Inlet 95V		63	50	58	52	54	56	54	45	37

### DIMENSIONS (mm)



Flow direction →

# UNINSULATED DUCT FANS WITH RECTANGULAR CONNECTIONS



## RKB 300x150 B1 EC

### ACCESSORIES

- Mounting brackets Universal Kit
- Rectangular flexible connection, 300x150, for reducing vibration in ventilation systems
- Speed controller, MS EC
- Pressure regulator

- Duct fan with rectangular connections.
- Proven performance and reliability.
- High capacity and very good efficiency.
- The power consumption at highest total efficiency is below 125W and is not subject to the ErP directive.
- Impeller with backward curved blades.
- The external rotor motor has maintenance-free sealed ball-bearings and is very energy efficient.
- Speed controlling can be done with the built-in potentiometer, 0-10 V alt. external control.
- Integrated approved thermal motor protection.

- Motor has insulation class F.
- Enclosure class of the fan is IP 44.
- Junction box has enclosure class IP 54.
- Fan housing is manufactured from galvanized sheet steel.
- Swing-out design to simplify the maintenance and cleaning of the impeller.
- The fan is intended to be installed in a duct system.
- When duct connected the fan can be installed outside or in damp environments.
- Easy installation in any position.

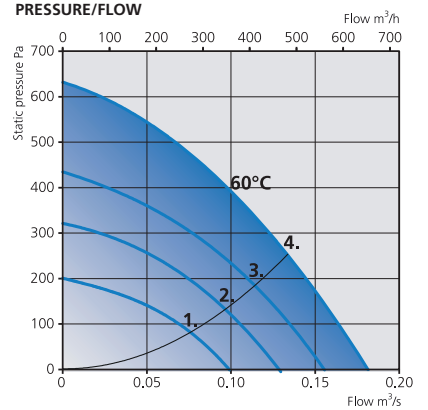
### TECHNICAL DATA

RKB 300x150 B1 EC	Art.no. 7470021
Voltage	230/50 V/Hz
Voltage range	200-240 / 50/60 V/Hz
Phase	1 ~
Current	0.90 A
Power	113 W
Speed	3700 rpm
Capacitor	- µF
Max. temperature of transported air	60 C°
Max. temperature of transported air when speed-controlled	60 C°
Sound pressure level at 3 m	57 dB(A)
Weight	6.5 kg
Wiring diagram	4040143

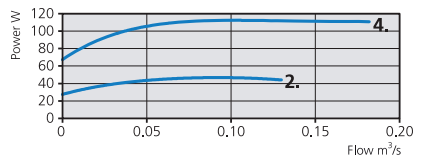
### SOUND DATA

	L <sub>PA</sub>	L <sub>WA</sub> tot dB (A)	63	125	250	500	1K	2K	4K	8K
4. Surrounding 10V	57	64	36	50	52	61	57	55	49	42
4. Outlet 10V		84	61	66	76	79	75	78	74	66
4. Inlet 10V		78	55	63	72	74	67	66	67	60
3. Inlet 8V		79	52	63	69	78	63	62	63	55
2. Inlet 7V		70	50	58	66	65	59	58	59	50
1. Inlet 5.5V		68	48	56	65	62	56	55	55	46

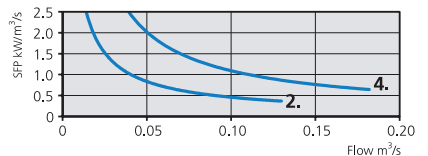
### PRESSURE/FLOW



### POWER/FLOW



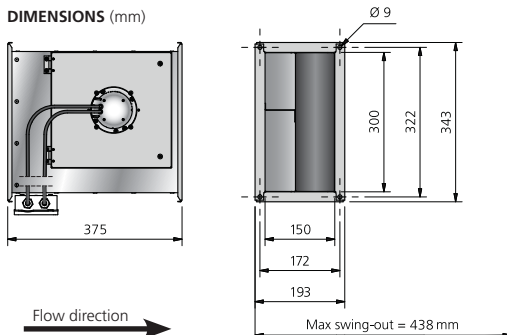
### SFP



### VOLTAGE STEPS

1. 5.5V   2. 7V   3. 8V   4. 10V

### DIMENSIONS (mm)




# UNINSULATED DUCT FANS WITH RECTANGULAR CONNECTIONS

## RKB 400x200 C1 EC

- Duct fan with rectangular connections.
- Proven performance and reliability.
- High capacity and very good efficiency.
- The power consumption at highest total efficiency is above 125W and meets the ErP directive.
- Impeller with backward curved blades.
- The external rotor motor has maintenance-free sealed ball-bearings and is very energy efficient.
- Speed controlling can be done with the built-in potentiometer, 0-10 V alt. external control.
- Integrated approved thermal motor protection.

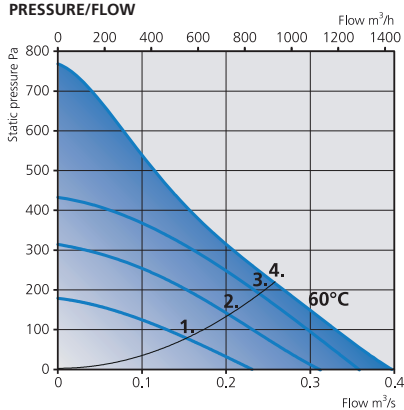
- Motor has insulation class F.
- Enclosure class of the fan is IP 44.
- Junction box has enclosure class IP 54.
- Fan housing is manufactured from galvanized sheet steel.
- Swing-out design to simplify the maintenance and cleaning of the impeller.
- The fan is intended to be installed in a duct system.
- When duct connected the fan can be installed outside or in damp environments.
- Easy installation in any position.



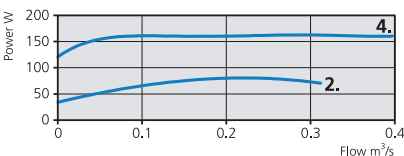
### ACCESSORIES

- Mounting brackets Universal Kit
- Rectangular flexible connection, 400x200, for reducing vibration in ventilation systems
- Speed controller, MS EC
- Pressure regulator

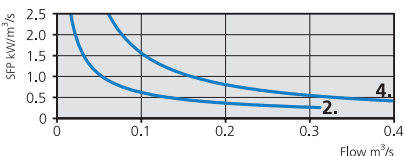
### PRESSURE/FLOW



### POWER/FLOW



### SFP



### VOLTAGE STEPS

1. 5.5V    2. 7V    3. 8V    4. 10V

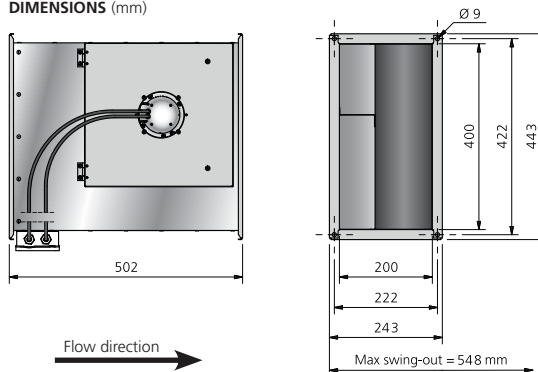
### TECHNICAL DATA

RKB 400x200 C1 EC	Art.no. 7470022
Voltage	230/50 V/Hz
Voltage range	200-240 / 50/60 V/Hz
Phase	1 ~
Current	1.26 A
Power	162 W
Speed	2650 rpm
Capacitor	- µF
Max. temperature of transported air	60 C°
Max. temperature of transported air when speed-controlled	60 C°
Sound pressure level at 3 m	57 dB(A)
Weight	9.6 kg
Wiring diagram	4040143

### SOUND DATA

	L <sub>pA</sub>	L <sub>WA</sub> tot dB (A)	63	125	250	500	1K	2K	4K	8K
4. Surrounding 10V	60	67	40	45	63	64	54	50	45	38
4. Outlet 10V		84	64	71	79	79	75	73	69	61
4. Inlet 10V		81	64	72	78	74	68	65	64	55
3. Inlet 8V		80	63	71	78	72	66	63	63	53
2. Inlet 7V		77	61	68	75	67	62	59	57	48
1. Inlet 5.5V		71	56	63	69	61	54	51	48	36

### DIMENSIONS (mm)



# UNINSULATED DUCT FANS WITH RECTANGULAR CONNECTIONS

## RKB 500x250 A1 EC



### ACCESSORIES

- Mounting brackets Universal Kit
- Rectangular flexible connection, 500x250, for reducing vibration in ventilation systems
- Speed controller, MS EC
- Pressure regulator

- Duct fan with rectangular connections.
- Proven performance and reliability.
- High capacity and very good efficiency.
- The power consumption at highest total efficiency is above 125W and meets the ErP directive.
- Impeller with backward curved blades.
- The external rotor motor has maintenance-free sealed ball-bearings and is very energy efficient.
- Speed controlling can be done with the built-in potentiometer, 0-10 V alt. external control.
- Integrated approved thermal motor protection.

- Motor has insulation class F.
- Enclosure class of the fan is IP 44.
- Junction box has enclosure class IP 54.
- Fan housing is manufactured from galvanized sheet steel.
- Swing-out design to simplify the maintenance and cleaning of the impeller.
- The fan is intended to be installed in a duct system.
- When duct connected the fan can be installed outside or in damp environments.
- Easy installation in any position.

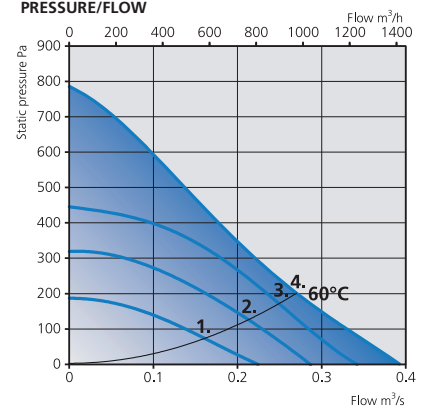
### TECHNICAL DATA

RKB 500x250 A1 EC	Art.no. 7470042
Voltage	230/50 V/Hz
Voltage range	200-240 / 50/60 V/Hz
Phase	1 ~
Current	1.24 A
Power	162 W
Speed	3080 rpm
Capacitor	- µF
Max. temperature of transported air	60 C°
Max. temperature of transported air when speed-controlled	60 C°
Sound pressure level at 3 m	59 dB(A)
Weight	13.8 kg
Wiring diagram	4040143

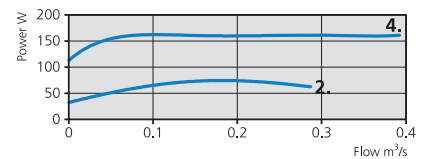
### SOUND DATA

	L <sub>PA</sub>	L <sub>WA</sub> tot dB (A)	63	125	250	500	1K	2K	4K	8K
4. Surrounding 10V	59	66	45	49	63	60	53	51	45	37
4. Outlet 10V		82	62	68	77	75	73	76	71	61
4. Inlet 10V		77	66	66	74	66	68	68	67	55
3. Inlet 8V		75	61	65	72	63	65	66	64	52
2. Inlet 7V		71	58	62	68	59	62	62	59	47
1. Inlet 5.5V		66	54	57	64	52	54	54	48	36

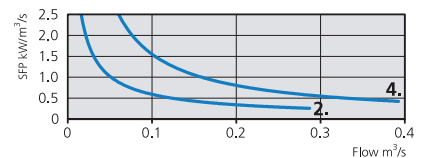
### PRESSURE/FLOW



### POWER/FLOW



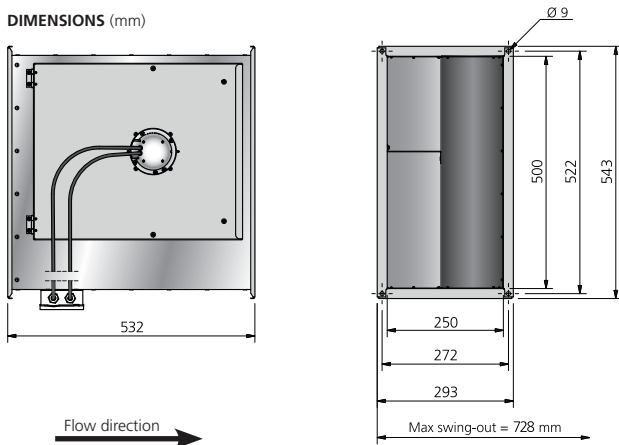
### SFP



### VOLTAGE STEPS

1. 5.5V   2. 7V   3. 8V   4. 10V

### DIMENSIONS (mm)



# UNINSULATED DUCT FANS WITH RECTANGULAR CONNECTIONS

## RKB 500x250 B1 EC



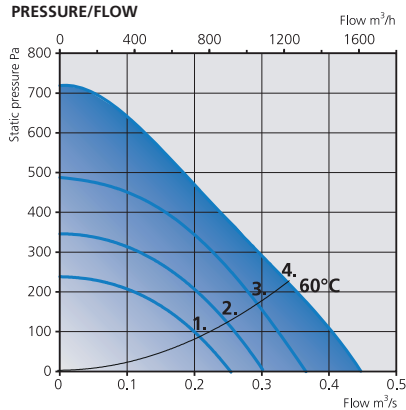
- Duct fan with rectangular connections.
- Proven performance and reliability.
- High capacity and very good efficiency.
- The power consumption at highest total efficiency is above 125W and meets the ErP directive.
- Impeller with backward curved blades.
- The external rotor motor has maintenance-free sealed ball-bearings and is very energy efficient.
- Speed controlling can be done with the built-in potentiometer, 0-10 V alt. external control.
- Integrated approved thermal motor protection.

- Motor has insulation class F.
- Enclosure class of the fan is IP 44.
- Junction box has enclosure class IP 54.
- Fan housing is manufactured from galvanized sheet steel.
- Swing-out design to simplify the maintenance and cleaning of the impeller.
- The fan is intended to be installed in a duct system.
- When duct connected the fan can be installed outside or in damp environments.
- Easy installation in any position.

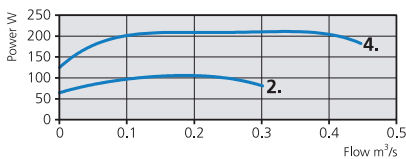
### ACCESSORIES

- Mounting brackets Universal Kit
- Rectangular flexible connection, 500x250, for reducing vibration in ventilation systems
- Speed controller, MS EC
- Pressure regulator

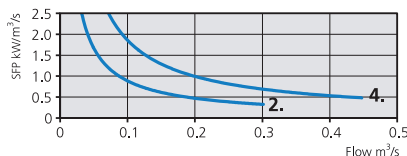
### PRESSURE/FLOW



### POWER/FLOW



### SFP



### VOLTAGE STEPS

1. 5V    2. 7V    3. 8.5V    4. 10V

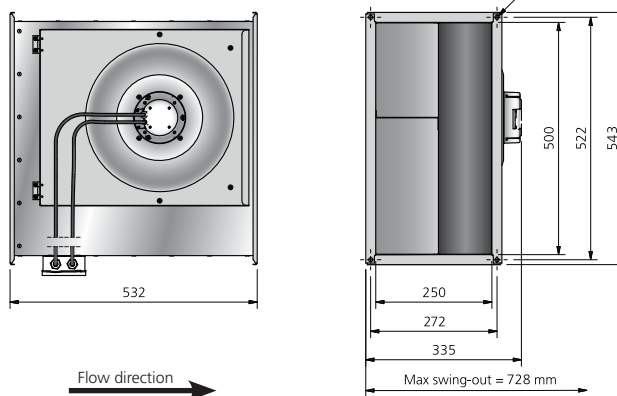
### TECHNICAL DATA

RKB 500x250 B1 EC	Art.no. 7470036
Voltage	230/50 V/Hz
Voltage range	200-240 / 50/60 V/Hz
Phase	1 ~
Current	0.93 A
Power	211 W
Speed	2600 rpm
Capacitor	- µF
Max. temperature of transported air	60 C°
Max. temperature of transported air when speed-controlled	60 C°
Sound pressure level at 3 m	57 dB(A)
Weight	14.5 kg
Wiring diagram	4040143

### SOUND DATA

	L <sub>PA</sub>	L <sub>WA</sub> tot dB (A)	63	125	250	500	1K	2K	4K	8K
4. Surrounding 10V	57	64	42	45	58	60	56	55	51	47
4. Outlet 10V		85	67	64	70	80	76	78	74	73
4. Inlet 10V		78	71	63	69	68	69	69	68	67
3. Inlet 8.5V		74	57	61	67	68	65	65	65	63
2. Inlet 7V		70	54	57	65	65	60	61	61	57
1. Inlet 5V		68	49	54	66	56	54	55	56	50

### DIMENSIONS (mm)



# UNINSULATED DUCT FANS WITH RECTANGULAR CONNECTIONS



## RKB 500x250 E1 EC

### ACCESSORIES

- Mounting brackets Universal Kit
- Rectangular flexible connection, 500x250, for reducing vibration in ventilation systems
- Speed controller, MS EC
- Pressure regulator

- Duct fan with rectangular connections.
- Proven performance and reliability.
- High capacity and very good efficiency.
- The power consumption at highest total efficiency is above 125W and meets the ErP directive.
- Impeller with backward curved blades.
- The external rotor motor has maintenance-free sealed ball-bearings and is very energy efficient.
- Speed controlling can be done with the built-in potentiometer, 0-10 V alt. external control.
- Integrated approved thermal motor protection.

- Motor has insulation class F.
- Enclosure class of the fan is IP 54.
- Junction box has enclosure class IP 54.
- Fan housing is manufactured from galvanized sheet steel.
- Swing-out design to simplify the maintenance and cleaning of the impeller.
- The fan is intended to be installed in a duct system.
- When duct connected the fan can be installed outside or in damp environments.
- Easy installation in any position.

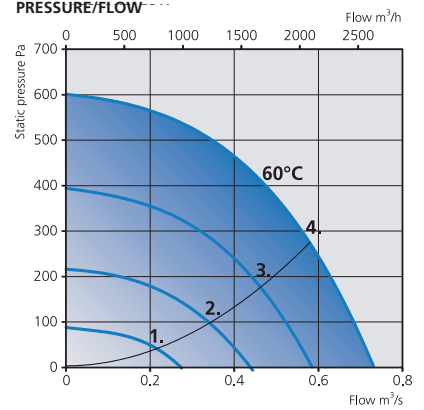
### TECHNICAL DATA

RKB 500x250 E1 EC	Art.no. 7470037
Voltage	230/50 V/Hz
Voltage range	200-277 / 50/60 V/Hz
Phase	1 ~
Current	1.59 A
Power	366 W
Speed	2020 rpm
Capacitor	- µF
Max. temperature of transported air	60 C°
Max. temperature of transported air when speed-controlled	60 C°
Sound pressure level at 3 m	64 dB(A)
Weight	18.0 kg
Wiring diagram	4040175

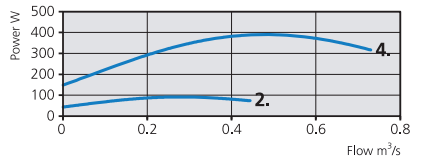
### SOUND DATA

	L <sub>PA</sub>	L <sub>WA</sub> tot dB (A)	63	125	250	500	1K	2K	4K	8K
4. Surrounding 10V	64	71	44	55	70	59	54	48	45	39
4. Outlet 10V		83	71	72	80	77	71	69	64	63
4. Inlet 10V		82	68	71	81	72	64	63	59	57
3. Inlet 8V		75	64	71	72	66	58	57	53	51
2. Inlet 6V		67	58	63	62	57	50	49	47	36
1. Inlet 4V		56	52	49	49	45	39	38	30	16

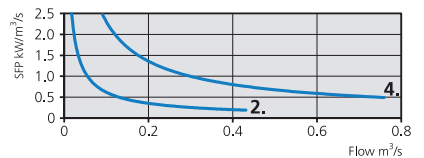
### PRESSURE/FLOW



### POWER/FLOW



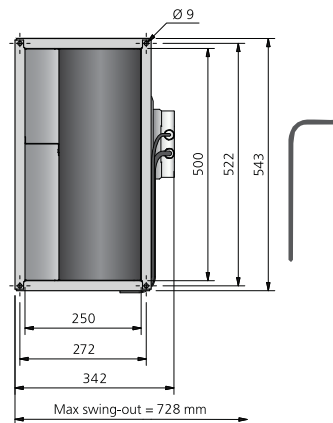
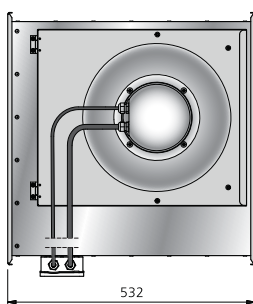
### SFP



### VOLTAGE STEPS

1. 4V    2. 6V    3. 8V    4. 10V

### DIMENSIONS (mm)



Flow direction →

# UNINSULATED DUCT FANS WITH RECTANGULAR CONNECTIONS

## RKB 600x300 A1 EC



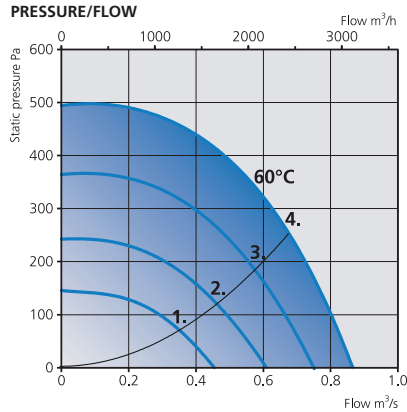
- Duct fan with rectangular connections.
- Proven performance and reliability.
- High capacity and very good efficiency.
- The power consumption at highest total efficiency is above 125W and meets the ErP directive.
- Impeller with backward curved blades.
- The external rotor motor has maintenance-free sealed ball-bearings and is very energy efficient.
- Speed controlling can be done with the built-in potentiometer, 0-10 V alt. external control.
- Integrated approved thermal motor protection.

- Motor has insulation class F.
- Enclosure class of the fan is IP 54.
- Junction box has enclosure class IP 54.
- Fan housing is manufactured from galvanized sheet steel.
- Swing-out design to simplify the maintenance and cleaning of the impeller.
- The fan is intended to be installed in a duct system.
- When duct connected the fan can be installed outside or in damp environments.
- Easy installation in any position.

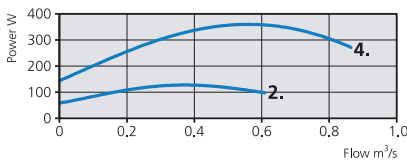
### ACCESSORIES

- Mounting brackets Universal Kit
- Rectangular flexible connection, 600x300, for reducing vibration in ventilation systems
- Speed controller, MS EC
- Pressure regulator

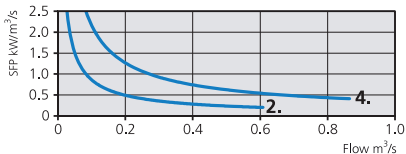
### PRESSURE/FLOW



### POWER/FLOW



### SFP



### VOLTAGE STEPS

1. 6V    2. 7V    3. 8V    4. 10V

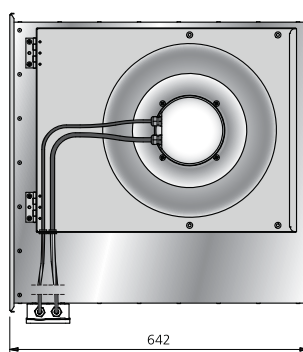
### TECHNICAL DATA

RKB 600x300 A1 EC	Art.no. 7480110
Voltage	230/50 V/Hz
Voltage range	200-277 / 50/60 V/Hz
Phase	1 ~
Current	1.59 A
Power	366 W
Speed	1650 rpm
Capacitor	- µF
Max. temperature of transported air	60 C°
Max. temperature of transported air when speed-controlled	60 C°
Sound pressure level at 3 m	59 dB(A)
Weight	32.3 kg
Wiring diagram	4040175

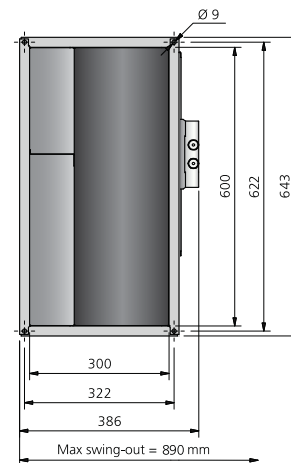
### SOUND DATA

	L <sub>PA</sub>	L <sub>WA</sub> tot dB (A)	63	125	250	500	1K	2K	4K	8K
4. Surrounding 10V	59	66	41	59	63	58	54	48	42	40
4. Outlet 10V		81	65	70	78	74	69	67	63	62
4. Inlet 10V		78	63	73	76	66	61	61	58	58
3. Inlet 8.5V		73	60	69	70	61	56	57	55	54
2. Inlet 7V		68	57	64	63	55	50	52	52	45
1. Inlet 5.5V		62	54	58	57	47	44	46	47	29

### DIMENSIONS (mm)



Flow direction →





# UNINSULATED DUCT FANS WITH RECTANGULAR CONNECTIONS



## RKB 600x300 B1 EC

### ACCESSORIES

- Mounting brackets Universal Kit
- Rectangular flexible connection, 600x300, for reducing vibration in ventilation systems
- Speed controller, MS EC
- Pressure regulator

- Duct fan with rectangular connections.
- Proven performance and reliability.
- High capacity and very good efficiency.
- The power consumption at highest total efficiency is above 125W and meets the ErP directive.
- Impeller with backward curved blades.
- The external rotor motor has maintenance-free sealed ball-bearings and is very energy efficient.
- Speed controlling can be done with the built-in potentiometer, 0-10 V alt. external control.
- Integrated approved thermal motor protection.

- Motor has insulation class F.
- Enclosure class of the fan is IP 54.
- Junction box has enclosure class IP 54.
- Fan housing is manufactured from galvanized sheet steel.
- Swing-out design to simplify the maintenance and cleaning of the impeller.
- The fan is intended to be installed in a duct system.
- When duct connected the fan can be installed outside or in damp environments.
- Easy installation in any position.

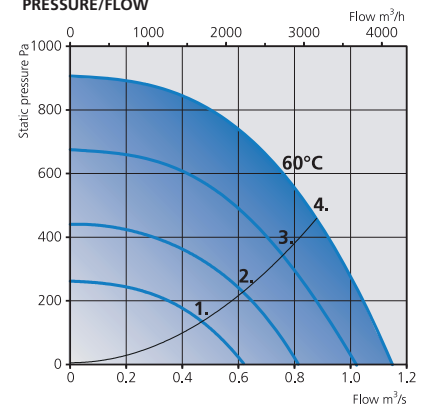
### TECHNICAL DATA

RKB 600x300 B1 EC	Art.no. 7480101
Voltage	230/50 V/Hz
Voltage range	200-277 / 50/60 V/Hz
Phase	1 ~
Current	4.06 A
Power	868 W
Speed	2190 rpm
Capacitor	- µF
Max. temperature of transported air	60 C°
Max. temperature of transported air when speed-controlled	60 C°
Sound pressure level at 3 m	67 dB(A)
Weight	29.2 kg
Wiring diagram	4040145

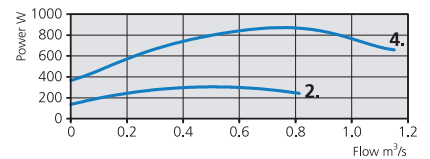
### SOUND DATA

	L <sub>PA</sub>	L <sub>WA</sub> tot dB (A)	63	125	250	500	1K	2K	4K	8K
4. Surrounding 10V	67	74	50	61	72	66	63	59	51	46
4. Outlet 10V		92	74	75	91	83	79	77	72	68
4. Inlet 10V		88	72	76	87	74	73	70	67	62
3. Inlet 8.5V		86	69	75	86	69	69	65	63	61
2. Inlet 7V		78	65	72	76	63	62	60	57	57
1. Inlet 5.5V		71	61	67	67	55	57	53	52	51

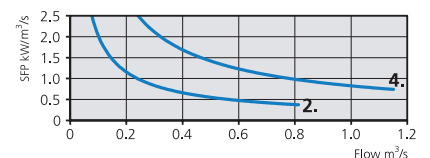
### PRESSURE/FLOW



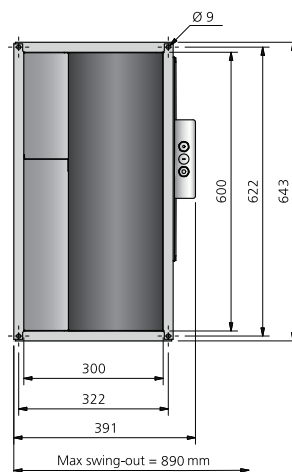
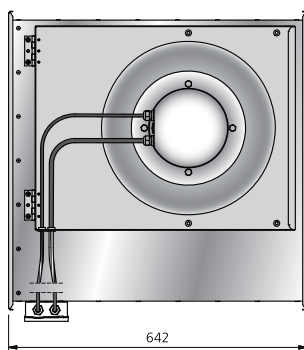
### POWER/FLOW



### SFP



### DIMENSIONS (mm)



### VOLTAGE STEPS

1. 5.5V 2. 7V 3. 8.5V 4. 10V

# UNINSULATED DUCT FANS WITH RECTANGULAR CONNECTIONS

## RKB 600x300 E3 EC



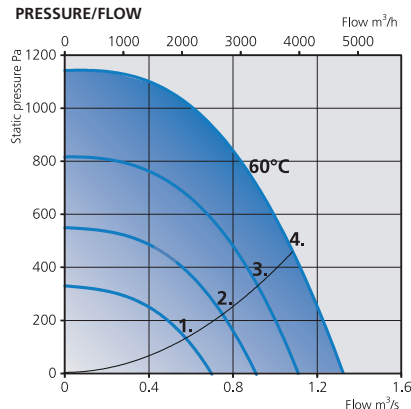
- Duct fan with rectangular connections.
- Proven performance and reliability.
- High capacity and very good efficiency.
- The power consumption at highest total efficiency is above 125W and meets the ErP directive.
- Impeller with backward curved blades.
- The external rotor motor has maintenance-free sealed ball-bearings and is very energy efficient.
- Speed controlling can be done with the built-in potentiometer, 0-10 V alt. external control.
- Integrated approved thermal motor protection.

- Motor has insulation class F.
- Enclosure class of the fan is IP 54.
- Junction box has enclosure class IP 54.
- Fan housing is manufactured from galvanized sheet steel.
- Swing-out design to simplify the maintenance and cleaning of the impeller.
- The fan is intended to be installed in a duct system.
- When duct connected the fan can be installed outside or in damp environments.
- Easy installation in any position.

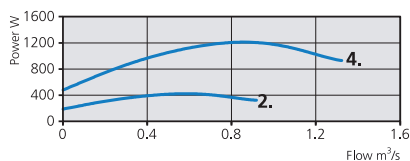
### ACCESSORIES

- Mounting brackets Universal Kit
- Rectangular flexible connection, 600x300, for reducing vibration in ventilation systems
- Speed controller, MS EC
- Pressure regulator

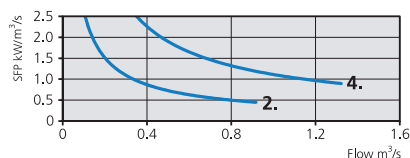
### PRESSURE/FLOW



### POWER/FLOW



### SFP



### VOLTAGE STEPS

1. 5.5V    2. 7V    3. 8.5V    4. 10V

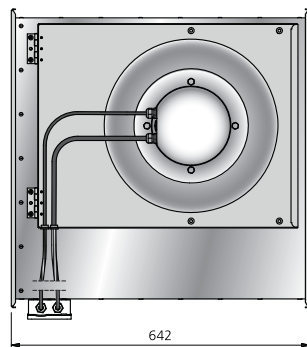
### TECHNICAL DATA

RKB 600x300 E3 EC	Art.no. 7480102
Voltage	400/50 V/Hz
Voltage range	380-480 / 50/60 V/Hz
Phase	3 ~
Current	1.88 A
Power	1220 W
Speed	2500 rpm
Capacitor	- µF
Max. temperature of transported air	60 C°
Max. temperature of transported air when speed-controlled	60 C°
Sound pressure level at 3 m	71 dB(A)
Weight	29.1 kg
Wiring diagram	4040147

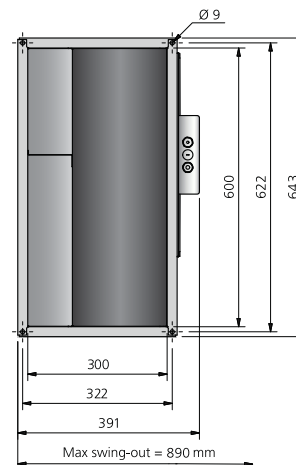
### SOUND DATA

	L <sub>PA</sub>	L <sub>WA</sub> tot dB (A)	63	125	250	500	1K	2K	4K	8K
4. Surrounding 10V	71	78	54	66	76	70	68	61	54	51
4. Outlet 10V		95	77	79	92	89	84	83	77	72
4. Inlet 10V		90	76	79	89	80	79	75	72	67
3. Inlet 8.5V		88	73	77	87	75	74	71	68	63
2. Inlet 7V		83	68	76	82	69	68	66	62	62
1. Inlet 5.5V		75	64	70	72	61	60	57	55	57

### DIMENSIONS (mm)



Flow direction →



# UNINSULATED DUCT FANS WITH RECTANGULAR CONNECTIONS



## RKB 600x350 A1 EC

### ACCESSORIES

- Mounting brackets Universal Kit
- Rectangular flexible connection, 600x350, for reducing vibration in ventilation systems
- Speed controller, MS EC
- Pressure regulator

- Duct fan with rectangular connections.
- Proven performance and reliability.
- High capacity and very good efficiency.
- The power consumption at highest total efficiency is above 125W and meets the ErP directive.
- Impeller with backward curved blades.
- The external rotor motor has maintenance-free sealed ball-bearings and is very energy efficient.
- Speed controlling can be done with the built-in potentiometer, 0-10 V alt. external control.
- Integrated approved thermal motor protection.

- Motor has insulation class F.
- Enclosure class of the fan is IP 54.
- Junction box has enclosure class IP 54.
- Fan housing is manufactured from galvanized sheet steel.
- Swing-out design to simplify the maintenance and cleaning of the impeller.
- The fan is intended to be installed in a duct system.
- When duct connected the fan can be installed outside or in damp environments.
- Easy installation in any position.

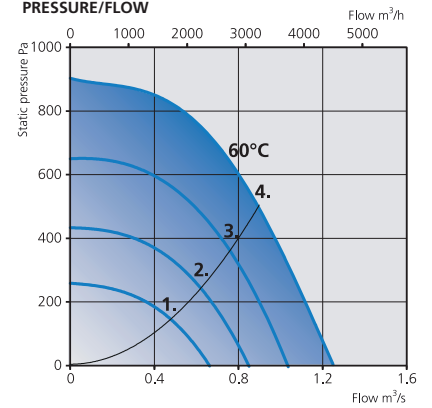
### TECHNICAL DATA

RKB 600x350 A1 EC	Art.no. 7480103
Voltage	230/50 V/Hz
Voltage range	200-277 / 50/60 V/Hz
Phase	1 ~
Current	4.04 A
Power	880 W
Speed	2200 rpm
Capacitor	- µF
Max. temperature of transported air	60 C°
Max. temperature of transported air when speed-controlled	60 C°
Sound pressure level at 3 m	69 dB(A)
Weight	30.3 kg
Wiring diagram	4040145

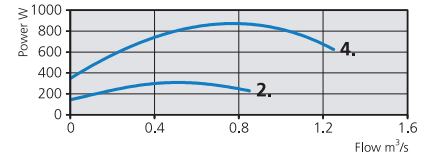
### SOUND DATA

	L <sub>PA</sub>	L <sub>WA</sub> tot dB (A)	63	125	250	500	1K	2K	4K	8K
4. Surrounding 10V	69	76	43	57	76	62	61	57	50	45
4. Outlet 10V		90	70	74	88	81	80	77	72	66
4. Inlet 10V		86	69	72	85	72	71	69	66	61
3. Inlet 8.5V		82	66	72	81	66	65	65	61	58
2. Inlet 7V		76	61	73	71	60	60	59	55	55
1. Inlet 5.5V		68	57	65	62	52	56	53	51	48

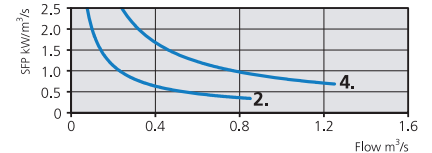
### PRESSURE/FLOW



### POWER/FLOW



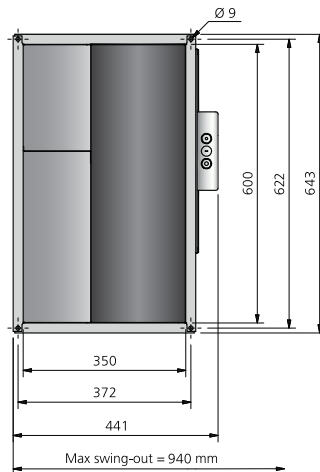
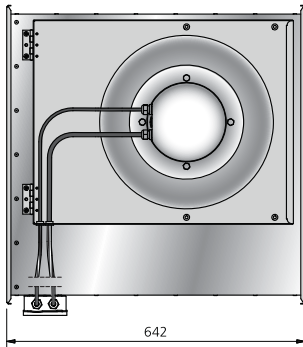
### SFP



### VOLTAGE STEPS

1. 5.5V 2. 7V 3. 8.5V 4. 10V

### DIMENSIONS (mm)



# UNINSULATED DUCT FANS WITH RECTANGULAR CONNECTIONS

## RKB 600x350 E3 EC



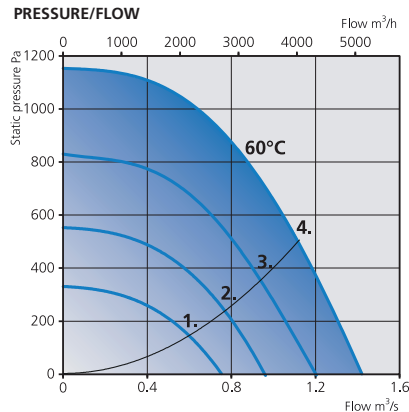
- Duct fan with rectangular connections.
- Proven performance and reliability.
- High capacity and very good efficiency.
- The power consumption at highest total efficiency is above 125W and meets the ErP directive.
- Impeller with backward curved blades.
- The external rotor motor has maintenance-free sealed ball-bearings and is very energy efficient.
- Speed controlling can be done with the built-in potentiometer, 0-10 V alt. external control.
- Integrated approved thermal motor protection.

- Motor has insulation class F.
- Enclosure class of the fan is IP 54.
- Junction box has enclosure class IP 54.
- Fan housing is manufactured from galvanized sheet steel.
- Swing-out design to simplify the maintenance and cleaning of the impeller.
- The fan is intended to be installed in a duct system.
- When duct connected the fan can be installed outside or in damp environments.
- Easy installation in any position.

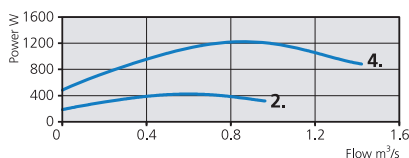
### ACCESSORIES

- Mounting brackets Universal Kit
- Rectangular flexible connection, 600x350, for reducing vibration in ventilation systems
- Speed controller, MS EC
- Pressure regulator

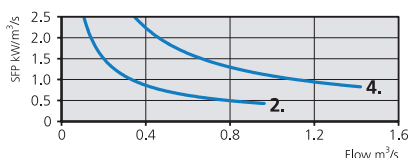
### PRESSURE/FLOW



### POWER/FLOW



### SFP



### VOLTAGE STEPS

1. 6V    2. 7V    3. 8V    4. 10V

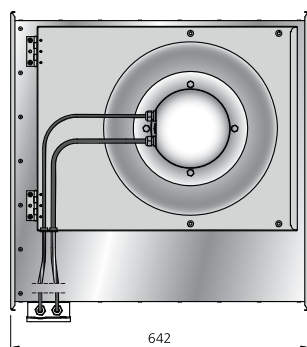
### TECHNICAL DATA

RKB 600x350 E3 EC	Art.no. 7480104
Voltage	400/50 V/Hz
Voltage range	380-480 / 50/60 V/Hz
Phase	3 ~
Current	1.91 A
Power	1220 W
Speed	2500 rpm
Capacitor	- µF
Max. temperature of transported air	60 C°
Max. temperature of transported air when speed-controlled	60 C°
Sound pressure level at 3 m	70 dB(A)
Weight	30.2 kg
Wiring diagram	4040147

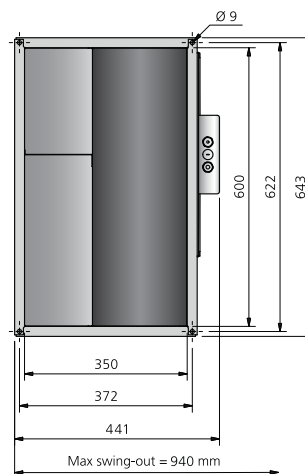
### SOUND DATA

	L <sub>pA</sub>	L <sub>WA</sub> tot dB (A)	63	125	250	500	1K	2K	4K	8K
4. Surrounding 10V	70	77	49	63	76	67	66	59	54	49
4. Outlet 10V		93	76	78	91	87	83	81	76	72
4. Inlet 10V		89	74	76	87	76	76	76	71	67
3. Inlet 8.5V		88	71	73	87	72	71	74	67	64
2. Inlet 7V		81	66	75	79	66	66	65	61	63
1. Inlet 5.5V		73	60	70	69	58	57	58	55	57

### DIMENSIONS (mm)



Flow direction →



# UNINSULATED DUCT FANS WITH RECTANGULAR CONNECTIONS



## RKB 700x400 B1 EC

### ACCESSORIES

- Mounting brackets Universal Kit
- Rectangular flexible connection, 700x400, for reducing vibration in ventilation systems
- Speed controller, MS EC
- Pressure regulator

- Duct fan with rectangular connections.
- Proven performance and reliability.
- High capacity and very good efficiency.
- The power consumption at highest total efficiency is above 125W and meets the ErP directive.
- Impeller with backward curved blades.
- The external rotor motor has maintenance-free sealed ball-bearings and is very energy efficient.
- Speed controlling can be done with the built-in potentiometer, 0-10 V alt. external control.
- Integrated approved thermal motor protection.

- Motor has insulation class F.
- Enclosure class of the fan is IP 54.
- Junction box has enclosure class IP 54.
- Fan housing is manufactured from galvanized sheet steel.
- Swing-out design to simplify the maintenance and cleaning of the impeller.
- The fan is intended to be installed in a duct system.
- When duct connected the fan can be installed outside or in damp environments.
- Easy installation in any position.

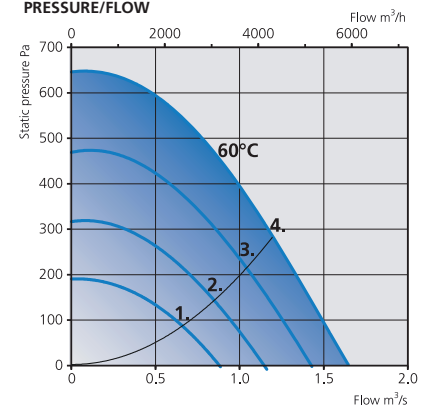
### TECHNICAL DATA

RKB 700x400 B1 EC	Art.no. 7480112
Voltage	230/50 V/Hz
Voltage range	200-277 / 50/60 V/Hz
Phase	1 ~
Current	3.29 A
Power	720 W
Speed	1420 rpm
Capacitor	- µF
Max. temperature of transported air	60 C°
Max. temperature of transported air when speed-controlled	60 C°
Sound pressure level at 3 m	59 dB(A)
Weight	42.0 kg
Wiring diagram	4040145

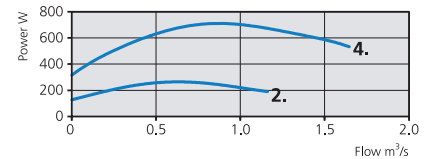
### SOUND DATA

	L <sub>PA</sub>	L <sub>WA</sub> tot dB (A)	63	125	250	500	1K	2K	4K	8K
4. Surrounding 10V	59	66	49	60	64	59	53	46	43	40
4. Outlet 10V		84	69	77	80	75	74	68	64	62
4. Inlet 10V		79	67	76	73	69	66	63	60	58
3. Inlet 8.5V		75	64	71	69	65	61	60	56	53
2. Inlet 7V		70	61	66	64	59	55	56	52	43
1. Inlet 5.5V		64	60	57	57	52	50	49	44	31

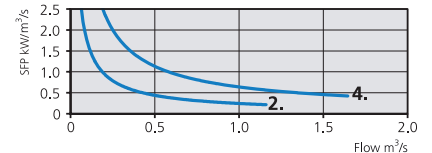
### PRESSURE/FLOW



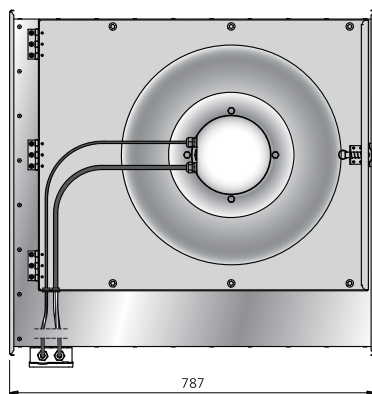
### POWER/FLOW



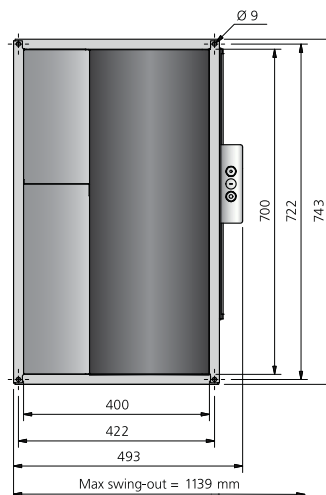
### SFP



### DIMENSIONS (mm)



Flow direction →



### VOLTAGE STEPS

1. 6V    2. 7V    3. 8V    4. 10V

# UNINSULATED DUCT FANS WITH RECTANGULAR CONNECTIONS

## RKB 700x400 B3 EC



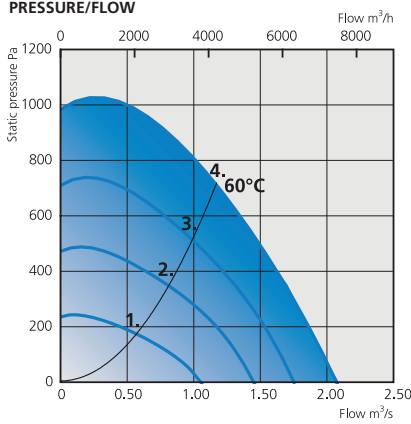
- Duct fan with rectangular connections.
- Proven performance and reliability.
- High capacity and very good efficiency.
- The power consumption at highest total efficiency is above 125W and meets the ERP directive.
- Impeller with backward curved blades.
- The external rotor motor has maintenance-free sealed ball-bearings and is very energy efficient.
- Speed controlling can be done with the built-in potentiometer, 0-10 V alt. external control.
- Integrated approved thermal motor protection.

- Motor has insulation class F.
- Enclosure class of the fan is IP 54.
- Junction box has enclosure class IP 54.
- Fan housing is manufactured from galvanized sheet steel.
- Swing-out design to simplify the maintenance and cleaning of the impeller.
- The fan is intended to be installed in a duct system.
- When duct connected the fan can be installed outside or in damp environments.
- Easy installation in any position.

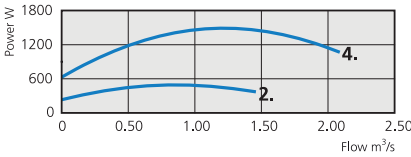
### ACCESSORIES

- Mounting brackets Universal Kit
- Rectangular flexible connection, 700x400, for reducing vibration in ventilation systems
- Speed controller, MS EC
- Pressure regulator

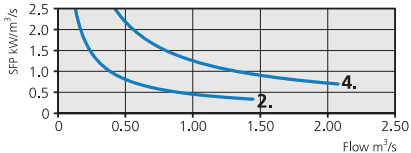
### PRESSURE/FLOW



### POWER/FLOW



### SFP



### VOLTAGE STEPS

1. 5V    2. 7V    3. 8.5V    4. 10V

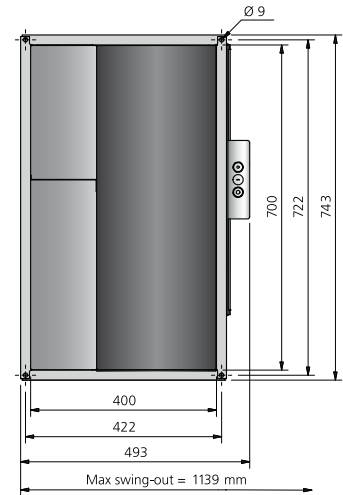
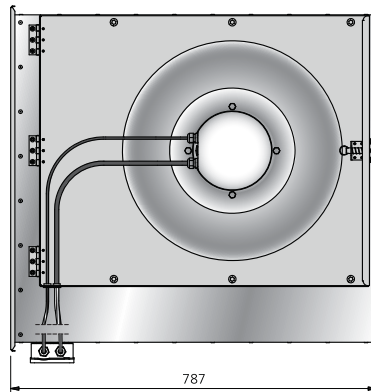
### TECHNICAL DATA

RKB 700x400 B3 EC	Art.no. 7480058
Voltage	400/50 V/Hz
Voltage range	380-480 / 50/60 V/Hz
Phase	3 ~
Current	2.30 A
Power	1500 W
Speed	2300 rpm
Capacitor	- µF
Max. temperature of transported air	60 C°
Max. temperature of transported air when speed-controlled	60 C°
Sound pressure level at 3 m	68 dB(A)
Weight	42.0 kg
Wiring diagram	4040147

### SOUND DATA

	L <sub>PA</sub>	L <sub>WA</sub> tot dB (A)	63	125	250	500	1K	2K	4K	8K
4. Surrounding 10V	68	75	56	63	73	70	63	54	49	45
4. Outlet 10V		92	73	82	90	84	85	76	71	68
4. Inlet 10V		88	73	79	86	78	78	73	67	63
3. Inlet 8.5V		83	70	77	80	74	73	68	63	60
2. Inlet 7V		78	66	72	74	69	67	62	57	55
1. Inlet 5V		69	62	63	63	59	56	53	50	36

### DIMENSIONS (mm)



# UNINSULATED DUCT FANS WITH RECTANGULAR CONNECTIONS



## RKB 700x400 E3 EC

### ACCESSORIES

- Mounting brackets Universal Kit
- Rectangular flexible connection, 700x400, for reducing vibration in ventilation systems
- Speed controller, MS EC
- Pressure regulator

- Duct fan with rectangular connections.
- Proven performance and reliability.
- High capacity and very good efficiency.
- The power consumption at highest total efficiency is above 125W and meets the ErP directive.
- Impeller with backward curved blades.
- The external rotor motor has maintenance-free sealed ball-bearings and is very energy efficient.
- Speed controlling can be done with the built-in potentiometer, 0-10 V alt. external control.
- Integrated approved thermal motor protection.

- Motor has insulation class F.
- Enclosure class of the fan is IP 54.
- Junction box has enclosure class IP 54.
- Fan housing is manufactured from galvanized sheet steel.
- Swing-out design to simplify the maintenance and cleaning of the impeller.
- The fan is intended to be installed in a duct system.
- When duct connected the fan can be installed outside or in damp environments.
- Easy installation in any position.

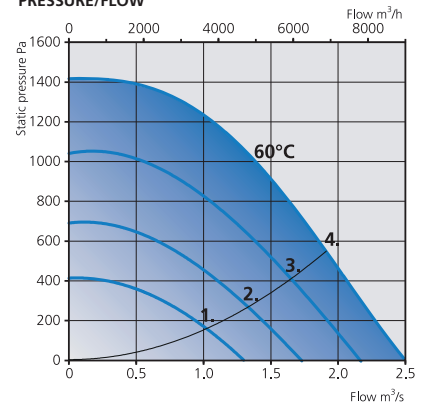
### TECHNICAL DATA

RKB 700x400 E3 EC	Art.no. 7480105
Voltage	400/50 V/Hz
Voltage range	380-480 / 50/60 V/Hz
Phase	3 ~
Current	3.68 A
Power	2420 W
Speed	2130 rpm
Capacitor	- µF
Max. temperature of transported air	60 C°
Max. temperature of transported air when speed-controlled	60 C°
Sound pressure level at 3 m	72 dB(A)
Weight	43.4 kg
Wiring diagram	4040147

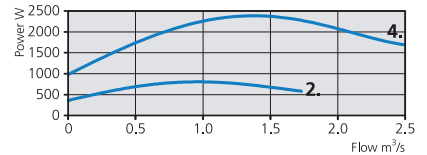
### SOUND DATA

	L <sub>PA</sub>	L <sub>WA</sub> tot dB (A)	63	125	250	500	1K	2K	4K	8K
4. Surrounding 10V	72	79	57	64	77	71	67	58	53	49
4. Outlet 10V		96	78	83	94	88	88	82	76	73
4. Inlet 10V		90	76	80	88	81	79	77	72	68
3. Inlet 8.5V		87	72	79	85	77	74	72	67	65
2. Inlet 7V		81	68	78	76	71	68	65	61	60
1. Inlet 5.5V		74	63	70	68	64	60	58	56	52

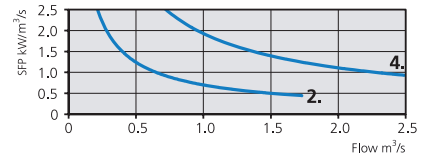
### PRESSURE/FLOW



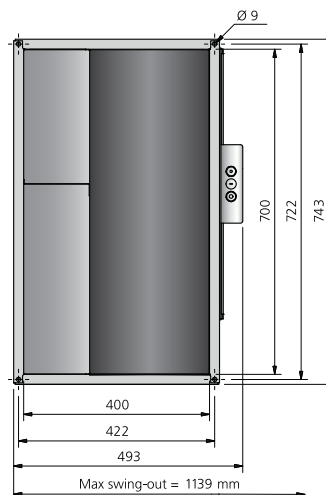
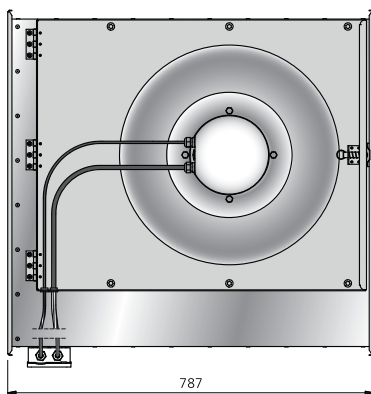
### POWER/FLOW



### SFP



### DIMENSIONS (mm)



### VOLTAGE STEPS

1. 5.5V 2. 7V 3. 8.5V 4. 10V

# UNINSULATED DUCT FANS WITH RECTANGULAR CONNECTIONS

## RKB 800x500 A3 EC



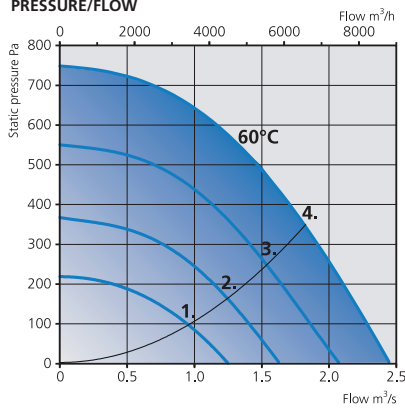
- Duct fan with rectangular connections.
- Proven performance and reliability.
- High capacity and very good efficiency.
- The power consumption at highest total efficiency is above 125W and meets the ErP directive.
- Impeller with backward curved blades.
- The external rotor motor has maintenance-free sealed ball-bearings and is very energy efficient.
- Speed controlling can be done with the built-in potentiometer, 0-10 V alt. external control.
- Integrated approved thermal motor protection.

- Motor has insulation class F.
- Enclosure class of the fan is IP 54.
- Junction box has enclosure class IP 54.
- Fan housing is manufactured from galvanized sheet steel.
- Swing-out design to simplify the maintenance and cleaning of the impeller.
- The fan is intended to be installed in a duct system.
- When duct connected the fan can be installed outside or in damp environments.
- Easy installation in any position.

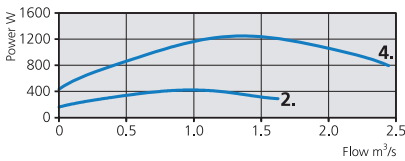
### ACCESSORIES

- Rectangular flexible connection, 800x500, for reducing vibration in ventilation systems
- Speed controller, MS EC
- Pressure regulator

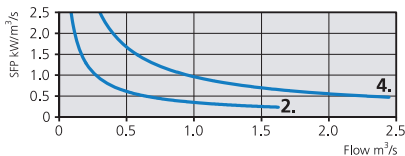
### PRESSURE/FLOW



### POWER/FLOW



### SFP



### VOLTAGE STEPS

1. 5.5V    2. 7V    3. 8.5V    4. 10V

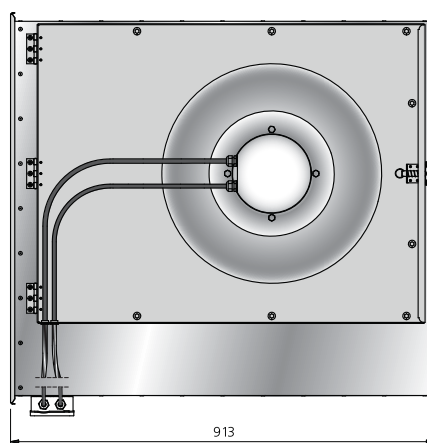
### TECHNICAL DATA

RKB 800x500 A3 EC	Art.no. 7480106
Voltage	400/50 V/Hz
Voltage range	380-480 / 50/60 V/Hz
Phase	3 ~
Current	1.96 A
Power	1260 W
Speed	1400 rpm
Capacitor	- µF
Max. temperature of transported air	60 C°
Max. temperature of transported air when speed-controlled	60 C°
Sound pressure level at 3 m	64 dB(A)
Weight	55.5 kg
Wiring diagram	4040147

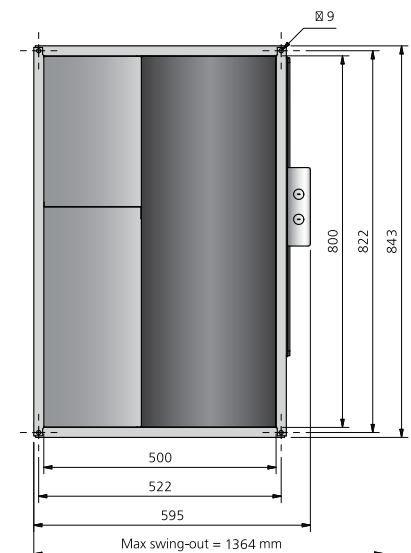
### SOUND DATA

	L <sub>PA</sub>	L <sub>WA</sub> tot dB (A)	63	125	250	500	1K	2K	4K	8K
4. Surrounding 10V	64	71	54	68	66	62	56	48	42	45
4. Outlet 10V		86	70	81	81	78	78	74	71	70
4. Inlet 10V		82	66	79	73	70	72	70	67	67
3. Inlet 8.5V		77	63	74	69	66	67	66	63	65
2. Inlet 7V		72	60	69	63	60	61	61	59	59
1. Inlet 5.5V		65	60	59	56	53	55	54	56	42

### DIMENSIONS (mm)



Flow direction →





# UNINSULATED DUCT FANS WITH RECTANGULAR CONNECTIONS



## RKB 800x500 E3 EC

### ACCESSORIES

- Rectangular flexible connection, 800x500, for reducing vibration in ventilation systems
- Speed controller, MS EC
- Pressure regulator

- Duct fan with rectangular connections.
- Proven performance and reliability.
- High capacity and very good efficiency.
- The power consumption at highest total efficiency is above 125W and meets the ErP directive.
- Impeller with backward curved blades.
- The external rotor motor has maintenance-free sealed ball-bearings and is very energy efficient.
- Speed controlling can be done with the built-in potentiometer, 0-10 V alt. external control.
- Integrated approved thermal motor protection.

- Motor has insulation class F.
- Enclosure class of the fan is IP 54.
- Junction box has enclosure class IP 54.
- Fan housing is manufactured from galvanized sheet steel.
- Swing-out design to simplify the maintenance and cleaning of the impeller.
- The fan is intended to be installed in a duct system.
- When duct connected the fan can be installed outside or in damp environments.
- Easy installation in any position.

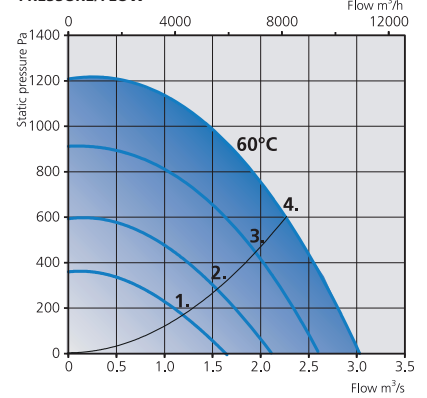
### TECHNICAL DATA

RKB 800x500 E3 EC	Art.no. 7480107
Voltage	400/50 V/Hz
Voltage range	380-480 / 50/60 V/Hz
Phase	3 ~
Current	3.92 A
Power	2570 W
Speed	1800 rpm
Capacitor	- µF
Max. temperature of transported air	60 C°
Max. temperature of transported air when speed-controlled	60 C°
Sound pressure level at 3 m	73 dB(A)
Weight	65.3 kg
Wiring diagram	4040147

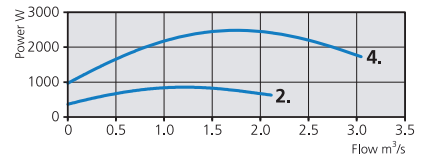
### SOUND DATA

	L <sub>PA</sub>	L <sub>WA</sub> tot dB (A)	63	125	250	500	1K	2K	4K	8K
4. Surrounding 10V	73	80	58	70	79	71	64	56	53	50
4. Outlet 10V		94	75	82	90	85	86	82	79	73
4. Inlet 10V		89	70	80	87	78	78	75	72	68
3. Inlet 8.5V		83	67	80	77	73	74	70	68	67
2. Inlet 7V		78	63	75	70	68	67	64	62	64
1. Inlet 5.5V		72	60	70	64	60	60	58	58	55

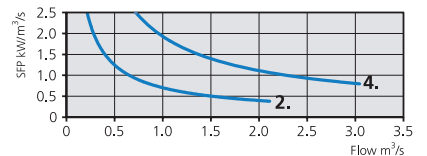
### PRESSURE/FLOW



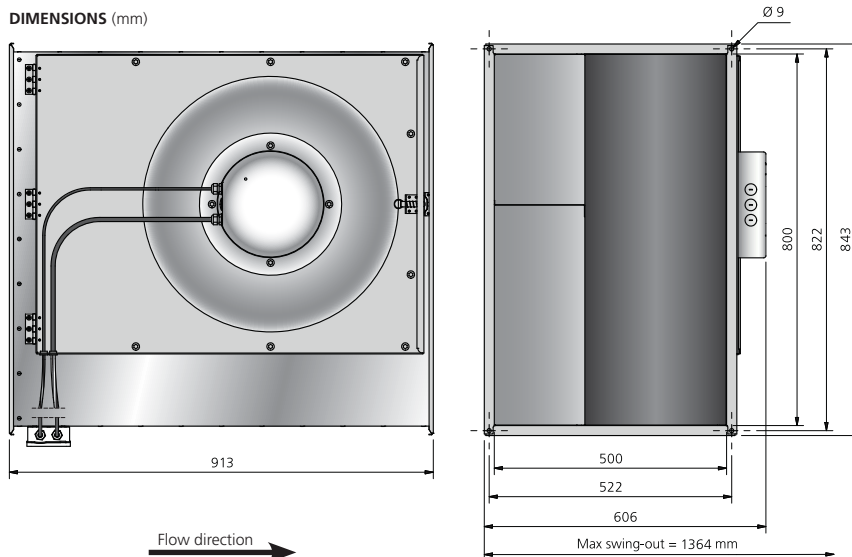
### POWER/FLOW



### SFP



### DIMENSIONS (mm)



### VOLTAGE STEPS

1. 5.5V    2. 7V    3. 8.5V    4. 10V

# UNINSULATED DUCT FANS WITH RECTANGULAR CONNECTIONS

## RKB 1000x500 B3 EC



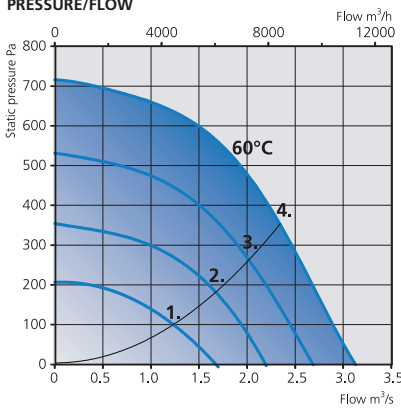
- Duct fan with rectangular connections.
- Proven performance and reliability.
- High capacity and very good efficiency.
- The power consumption at highest total efficiency is above 125W and meets the ERP directive.
- Impeller with backward curved blades.
- The external rotor motor has maintenance-free sealed ball-bearings and is very energy efficient.
- Speed controlling can be done with the built-in potentiometer, 0-10 V alt. external control.
- Integrated approved thermal motor protection.

- Motor has insulation class F.
- Enclosure class of the fan is IP 54.
- Junction box has enclosure class IP 54.
- Fan housing is manufactured from galvanized sheet steel.
- Swing-out design to simplify the maintenance and cleaning of the impeller.
- The fan is intended to be installed in a duct system.
- When duct connected the fan can be installed outside or in damp environments.
- Easy installation in any position.

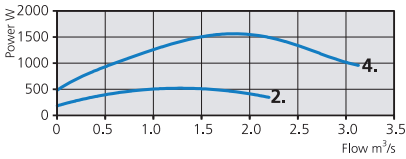
### ACCESSORIES

- Rectangular flexible connection, 1000x500, for reducing vibration in ventilation systems
- Speed controller, MS EC
- Pressure regulator

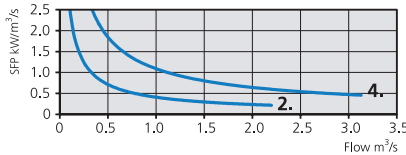
### PRESSURE/FLOW



### POWER/FLOW



### SFP



### VOLTAGE STEPS

1. 5.5V 2. 7V 3. 8.5V 4. 10V

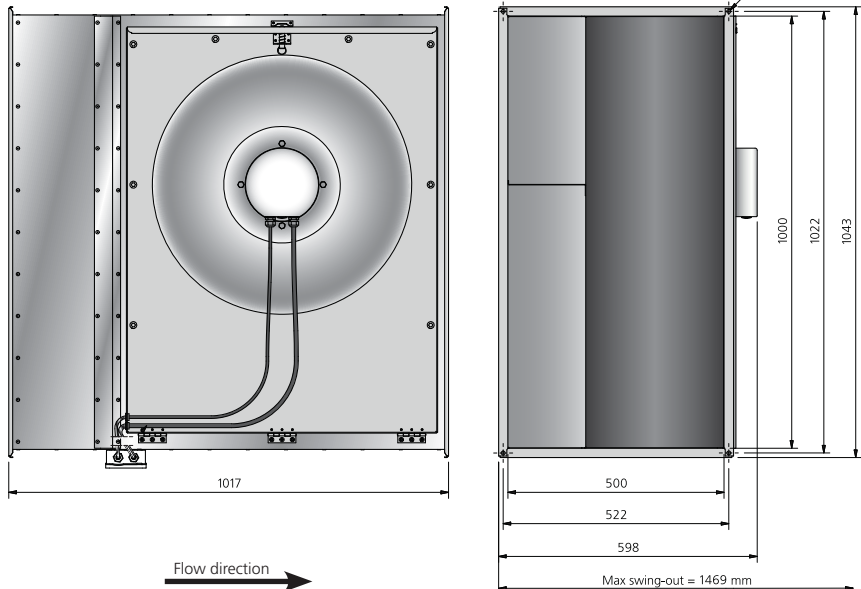
### TECHNICAL DATA

RKB 1000x500 B3 EC	Art.no. 7480108
Voltage	400/50 V/Hz
Voltage range	380-480 / 50/60 V/Hz
Phase	3 ~
Current	2.45 A
Power	1570 W
Speed	1230 rpm
Capacitor	- $\mu F$
Max. temperature of transported air	60 C°
Max. temperature of transported air when speed-controlled	60 C°
Sound pressure level at 3 m	66 dB(A)
Weight	70.9 kg
Wiring diagram	4040147

### SOUND DATA

	$L_{pA}$	$L_{WA}$ tot dB (A)	63	125	250	500	1K	2K	4K	8K
4. Surrounding 10V	66	73	55	71	67	62	57	50	46	47
4. Outlet 10V		87	71	82	82	79	78	75	70	71
4. Inlet 10V		81	66	79	72	70	72	70	65	65
3. Inlet 8.5V		78	64	75	67	65	67	66	61	63
2. Inlet 7V		73	64	70	61	59	62	60	56	58
1. Inlet 5.5V		65	60	61	53	51	55	53	56	42

### DIMENSIONS (mm)



# UNINSULATED DUCT FANS WITH RECTANGULAR CONNECTIONS



## RKB 1000x500 F3 EC

### ACCESSORIES

- Rectangular flexible connection, 300x150, for reducing vibration in ventilation systems
- Speed controller, MS EC
- Pressure regulator

- Duct fan with rectangular connections.
- Proven performance and reliability.
- High capacity and very good efficiency.
- The power consumption at highest total efficiency is above 125W and meets the ErP directive.
- Impeller with backward curved blades.
- The external rotor motor has maintenance-free sealed ball-bearings and is very energy efficient.
- Speed controlling can be done with the built-in potentiometer, 0-10 V alt. external control.
- Integrated approved thermal motor protection.

- Motor has insulation class F.
- Enclosure class of the fan is IP 54.
- Junction box has enclosure class IP 54.
- Fan housing is manufactured from galvanized sheet steel.
- Swing-out design to simplify the maintenance and cleaning of the impeller.
- The fan is intended to be installed in a duct system.
- When duct connected the fan can be installed outside or in damp environments.
- Easy installation in any position.

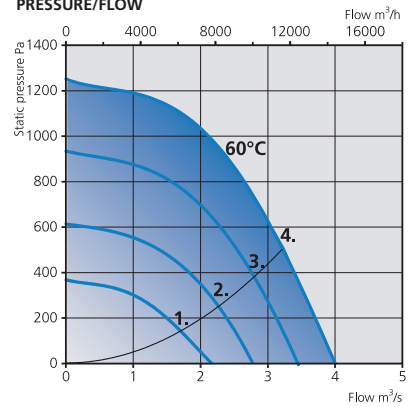
### TECHNICAL DATA

RKB 1000x500 F3 EC	Art.no. 7480109
Voltage	400/50 V/Hz
Voltage range	380-480 / 50/60 V/Hz
Phase	3 ~
Current	5.20 A
Power	3450 W
Speed	1630 rpm
Capacitor	- µF
Max. temperature of transported air	60 C°
Max. temperature of transported air when speed-controlled	60 C°
Sound pressure level at 3 m	73 dB(A)
Weight	83.3 kg
Wiring diagram	4040147

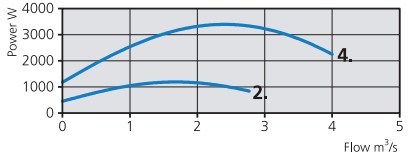
### SOUND DATA

	L <sub>PA</sub>	L <sub>WA</sub> tot dB (A)	63	125	250	500	1K	2K	4K	8K
4. Surrounding 10V	73	80	61	74	77	73	68	60	56	50
4. Outlet 10V		96	76	89	91	87	88	84	80	74
4. Inlet 10V		89	74	84	82	81	81	78	74	69
3. Inlet 8.5V		86	71	82	77	76	76	74	70	66
2. Inlet 7V		81	67	78	71	70	70	68	64	67
1. Inlet 5.5V		74	65	72	63	62	62	61	57	61

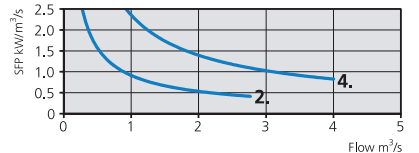
### PRESSURE/FLOW



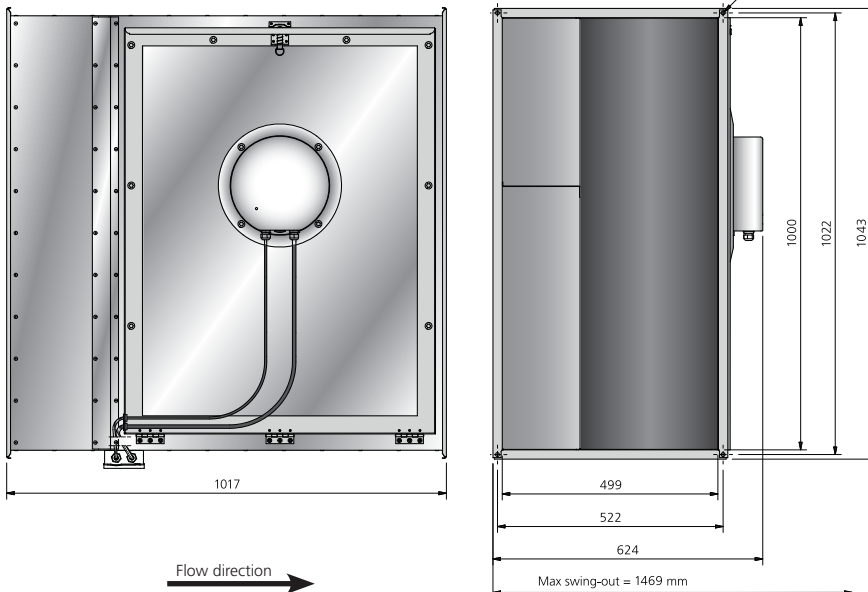
### POWER/FLOW



### SFP



### DIMENSIONS (mm)



### VOLTAGE STEPS

1. 5.5V
2. 7V
3. 8.5V
4. 10V



# DUCT FANS WITH RECTANGULAR CONNECTIONS

## UNINSULATED



**RK** ..... 152  
The RK has proven performance and reliability. Designed to cope with high pressure and long ducts. RK is available with AC motor. Airflows up to 9.100 m<sup>3</sup>/h (2.50 m<sup>3</sup>/s).

**RKB** ..... 172  
The RKB is compact with high capacity and very good efficiency. RKB is available with AC or EC motor. Airflows up to 14.100 m<sup>3</sup>/h (3.90 m<sup>3</sup>/s).

## INSULATED



**IRB** ..... 210  
The IRB, equipped with 50 mm of thermal and acoustic insulation makes it ideal for handling cold air. Designed for high pressure and long, complicated duct runs. IRB is available with AC or EC motor. Airflows up to 13.300 m<sup>3</sup>/h (3.70 m<sup>3</sup>/s).

**IRE** ..... 242  
The IRE, equipped with 50 mm of thermal and acoustic insulation makes it ideal for handling cold air. Designed for high pressure and long, complicated duct runs. IRE is available with AC motor. Airflows up to 8.200 m<sup>3</sup>/h (2.30 m<sup>3</sup>/s).



# INSULATED DUCT FANS WITH RECTANGULAR CONNECTIONS

## IRB 400x200 A1 AC



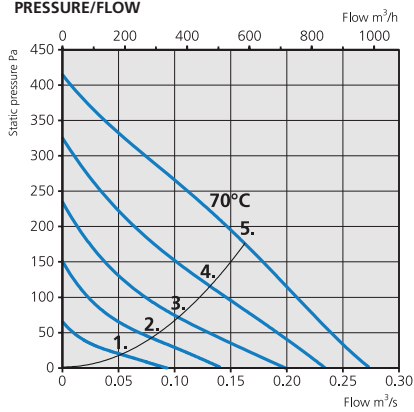
- Insulated duct fan with rectangular connections.
- Equipped with 50 mm of thermal and acoustic insulation makes it ideal for handling cold air.
- Designed for high pressure and long, complicated duct runs.
- The design priorities functionality, durability and longevity.
- The power consumption at highest total efficiency is below 125W and is not subject to the ErP directive.
- Impeller with backward curved blades.
- The external rotor motor has maintenance-free sealed ball-bearings.

- Integrated approved thermal motor protection.
- Motor has insulation class F.
- Enclosure class of the fan is IP 44.
- Junction box has enclosure class IP 54.
- For speed control a transformer or electric speed controller can be connected.
- The housing is manufactured from galvanized sheet steel.
- The fan is intended to be installed in a duct system.
- When duct connected the fan can be installed outside or in damp environments.

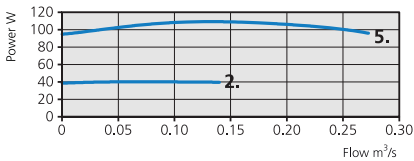
### ACCESSORIES

- Mounting brackets Universal Kit
- Rectangular flexible connection, 400x200, for reducing vibration in ventilation systems
- Transformer VRDE 1.5, VRTE C
- Electronic speed controller, VRS 0.5

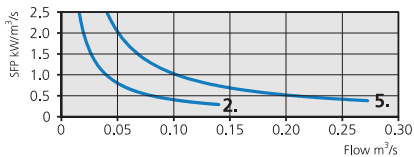
### PRESSURE/FLOW



### POWER/FLOW



### SFP



### TRANSFORMER STEPS

1. 80V 2. 110V 3. 135V 4. 165V 5. 230V

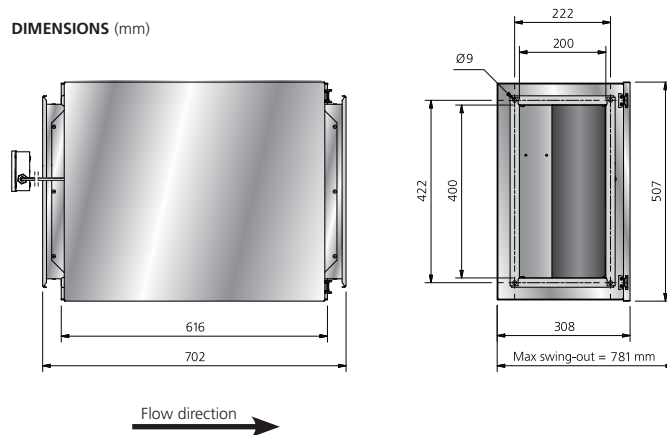
### TECHNICAL DATA

IRB 400x200 A1 AC	Art.no. 7880029
Voltage	230/50 V/Hz
Voltage range	220-240/50 V/Hz
Phase	1 ~
Current	0.48 A
Power	109 W
Speed	2480 rpm
Capacitor	3 µF
Max. temperature of transported air	70 C°
Max. temperature of transported air when speed controlled	70 C°
Sound pressure level at 3 m	47 dB(A)
Weight	23.6 kg
Wiring diagram	4040001

### SOUND DATA

	L <sub>PA</sub>	L <sub>WA</sub> tot dB (A)	63	125	250	500	1K	2K	4K	8K
5. Surrounding 230V	47	54	30	38	53	43	40	42	33	29
5. Outlet 230V		70	52	57	64	62	59	64	58	50
5. Inlet 230V		63	49	57	60	51	48	48	46	39
4. Inlet 165V		59	46	53	56	45	42	42	38	30
3. Inlet 135V		55	43	50	53	39	37	36	28	19
2. Inlet 110V		47	38	45	40	32	30	27	15	8
1. Inlet 80V		43	33	41	33	24	20	12	6	5

### DIMENSIONS (mm)



Flow direction →

# INSULATED DUCT FANS WITH RECTANGULAR CONNECTIONS



## IRB 400x200 B1 ErP AC

### ACCESSORIES

- Mounting brackets Universal Kit
- Rectangular flexible connection, 400x200, for reducing vibration in ventilation systems
- Transformer VRDE 1.5, VRTE C
- Electronic speed controller, VRS 1.0

- Insulated duct fan with rectangular connections.
- Equipped with 50 mm of thermal and acoustic insulation makes it ideal for handling cold air.
- Designed for high pressure and long, complicated duct runs.
- The design priorities functionality, durability and longevity.
- The power consumption at highest total efficiency is above 125W and meets the ErP directive.
- Impeller with backward curved blades.
- The external rotor motor has maintenance-free sealed ball-bearings.

- Integrated approved thermal motor protection.
- Motor has insulation class F.
- Enclosure class of the fan is IP 44.
- Junction box has enclosure class IP 54.
- For speed control a transformer or electric speed controller can be connected.
- The housing is manufactured from galvanized sheet steel.
- The fan is intended to be installed in a duct system.
- When duct connected the fan can be installed outside or in damp environments.

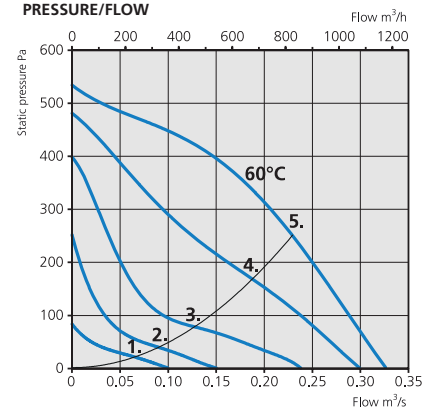
### TECHNICAL DATA

IRB 400x200 B1 ErP AC	Art.no. 7880030
Voltage	230/50 V/Hz
Voltage range	220-240/50 V/Hz
Phase	1 ~
Current	0.88 A
Power	172 W
Speed	2670 rpm
Capacitor	5 µF
Max. temperature of transported air	70 C°
Max. temperature of transported air when speed controlled	70 C°
Sound pressure level at 3 m	50 dB(A)
Weight	24.3 kg
Wiring diagram	4040001

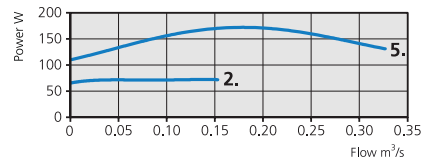
### SOUND DATA

	L <sub>PA</sub>	L <sub>WA</sub> tot dB (A)	63	125	250	500	1K	2K	4K	8K
5. Surrounding 230V	50	57	34	39	54	50	47	46	39	36
5. Outlet 230V		74	57	60	68	68	66	66	61	57
5. Inlet 230V		65	54	58	62	57	52	47	47	44
4. Inlet 165V		62	51	55	61	49	43	40	40	35
3. Inlet 135V		53	42	49	48	37	32	31	29	20
2. Inlet 110V		48	36	46	40	30	26	27	16	8
1. Inlet 80V		45	39	43	32	20	16	9	4	4

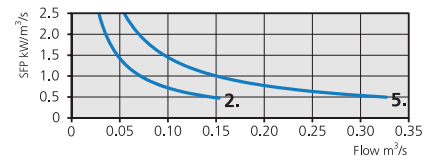
### PRESSURE/FLOW



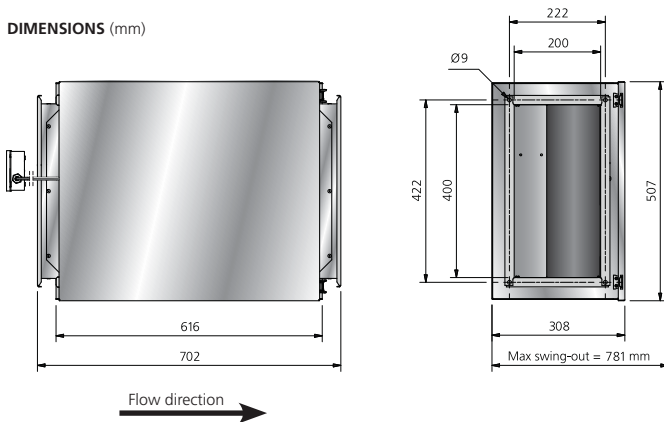
### POWER/FLOW



### SFP



### DIMENSIONS (mm)



### TRANSFORMER STEPS

1. 80V 2. 110V 3. 135V 4. 165V 5. 230V

# INSULATED DUCT FANS WITH RECTANGULAR CONNECTIONS

## IRB 400x200 E1 ErP AC



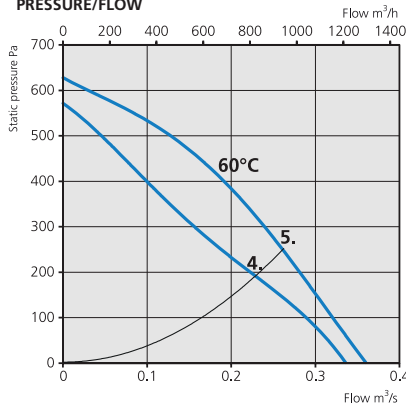
- Insulated duct fan with rectangular connections.
- Equipped with 50 mm of thermal and acoustic insulation makes it ideal for handling cold air.
- Designed for high pressure and long, complicated duct runs.
- The design priorities functionality, durability and longevity.
- The power consumption at highest total efficiency is above 125W and meets the ErP directive.
- Impeller with backward curved blades.
- The external rotor motor has maintenance-free sealed ball-bearings.

- Integrated approved thermal motor protection.
- Motor has insulation class F.
- Enclosure class of the fan is IP 44.
- Junction box has enclosure class IP 54.
- For speed control a transformer or electric speed controller can be connected.
- The housing is manufactured from galvanized sheet steel.
- The fan is intended to be installed in a duct system.
- When duct connected the fan can be installed outside or in damp environments.

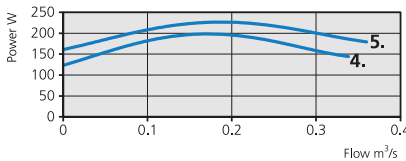
### ACCESSORIES

- Mounting brackets Universal Kit
- Rectangular flexible connection, 400x200, for reducing vibration in ventilation systems
- Transformer VRDE 1.5, VRTE C
- Electronic speed controller, VRS 2.0

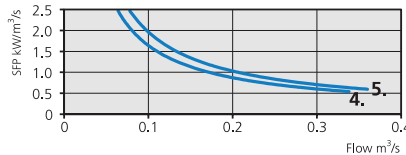
### PRESSURE/FLOW



### POWER/FLOW



### SFP



### TRANSFORMER STEPS

1. 80V 2. 110V 3. 135V 4. 165V 5. 230V

This product cannot be speed controlled below 165 V.

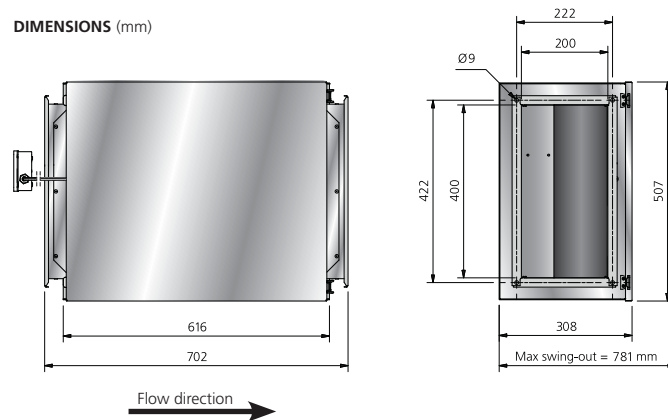
### TECHNICAL DATA

IRB 400x200 E1 ErP AC	Art.no. 7880031
Voltage	230/50 V/Hz
Voltage range	220-240/50 V/Hz
Phase	1 ~
Current	1.23 A
Power	228 W
Speed	2760 rpm
Capacitor	6 µF
Max. temperature of transported air	60 C°
Max. temperature of transported air when speed controlled	60 C°
Sound pressure level at 3 m	50 dB(A)
Weight	24.9 kg
Wiring diagram	4040001

### SOUND DATA

	L <sub>PA</sub>	L <sub>WA</sub> tot dB (A)	63	125	250	500	1K	2K	4K	8K
5. Surrounding 230V	50	57	39	44	55	51	45	45	38	34
5. Outlet 230V		76	59	63	69	70	66	68	63	57
5. Inlet 230V		68	56	61	64	61	55	51	46	44
4. Inlet 165V		66	52	58	63	56	50	48	41	39

### DIMENSIONS (mm)





# INSULATED DUCT FANS WITH RECTANGULAR CONNECTIONS



## IRB 500x250 A1 AC

### ACCESSORIES

- Mounting brackets Universal Kit
- Rectangular flexible connection, 500x250, for reducing vibration in ventilation systems
- Transformer VRDE 1.5, VRTE C
- Electronic speed controller, VRS 1.0

- Insulated duct fan with rectangular connections.
- Equipped with 50 mm of thermal and acoustic insulation makes it ideal for handling cold air.
- Designed for high pressure and long, complicated duct runs.
- The design priorities functionality, durability and longevity.
- The power consumption at highest total efficiency is below 125W and is not subject to the ErP directive.
- Impeller with backward curved blades.
- The external rotor motor has maintenance-free sealed ball-bearings.

- Integrated approved thermal motor protection.
- Motor has insulation class F.
- Enclosure class of the fan is IP 44.
- Junction box has enclosure class IP 54.
- For speed control a transformer or electric speed controller can be connected.
- The housing is manufactured from galvanized sheet steel.
- The fan is intended to be installed in a duct system.
- When duct connected the fan can be installed outside or in damp environments.

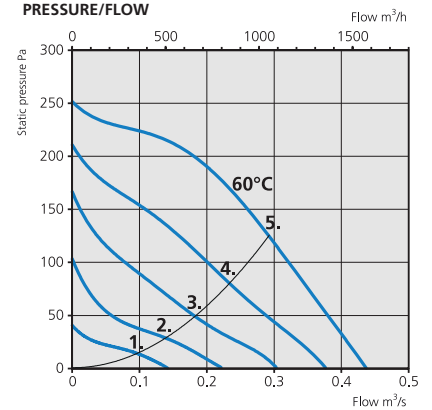
### TECHNICAL DATA

IRB 500x250 A1 AC	Art.no. 7880032
Voltage	230/50 V/Hz
Voltage range	220-240/50 V/Hz
Phase	1 ~
Current	0.60 A
Power	136 W
Speed	1270 rpm
Capacitor	5 µF
Max. temperature of transported air	70 C°
Max. temperature of transported air when speed controlled	70 C°
Sound pressure level at 3 m	45 dB(A)
Weight	38.0 kg
Wiring diagram	4040001

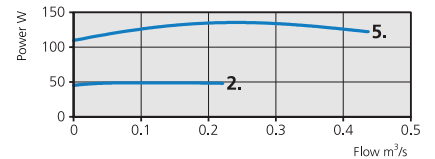
### SOUND DATA

	L <sub>PA</sub>	L <sub>WA</sub> tot dB (A)	63	125	250	500	1K	2K	4K	8K
5. Surrounding 230V	45	52	33	47	49	42	42	33	30	28
5. Outlet 230V		67	54	63	62	57	57	55	52	42
5. Inlet 230V		62	52	59	55	49	41	39	39	32
4. Inlet 165V		58	50	56	50	42	34	32	32	21
3. Inlet 135V		57	47	50	55	35	28	26	22	16
2. Inlet 110V		50	39	48	43	27	21	16	13	12
1. Inlet 80V		46	26	46	33	15	9	9	12	12

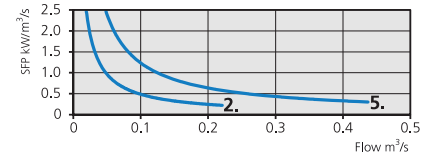
### PRESSURE/FLOW



### POWER/FLOW



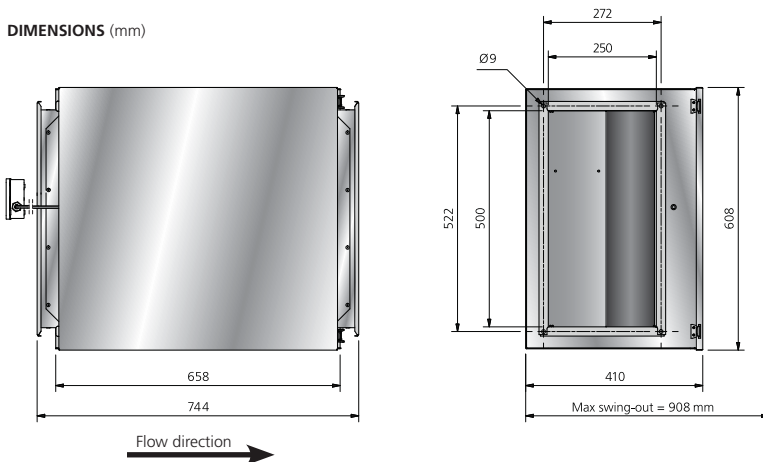
### SFP



### TRANSFORMER STEPS

1. 80V 2. 110V 3. 135V 4. 165V 5. 230V

### DIMENSIONS (mm)



# INSULATED DUCT FANS WITH RECTANGULAR CONNECTIONS

## IRB 500x250 B1 ErP AC



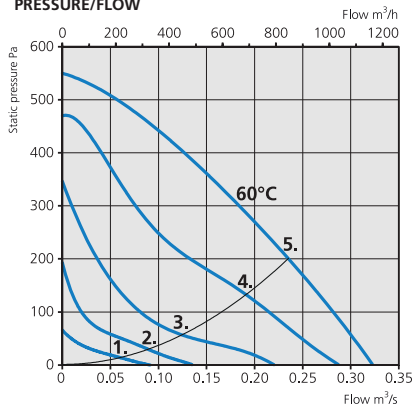
- Insulated duct fan with rectangular connections.
- Equipped with 50 mm of thermal and acoustic insulation makes it ideal for handling cold air.
- Designed for high pressure and long, complicated duct runs.
- The design priorities functionality, durability and longevity.
- The power consumption at highest total efficiency is above 125W and meets the ErP directive.
- Impeller with backward curved blades.
- The external rotor motor has maintenance-free sealed ball-bearings.

- Integrated approved thermal motor protection.
- Motor has insulation class F.
- Enclosure class of the fan is IP 44.
- Junction box has enclosure class IP 54.
- For speed control a transformer or electric speed controller can be connected.
- The housing is manufactured from galvanized sheet steel.
- The fan is intended to be installed in a duct system.
- When duct connected the fan can be installed outside or in damp environments.

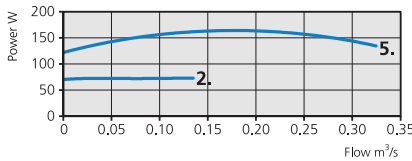
### ACCESSORIES

- Mounting brackets Universal Kit
- Rectangular flexible connection, 500x250, for reducing vibration in ventilation systems
- Transformer VRDE 1.5, VRTE C
- Electronic speed controller, VRS 1.0

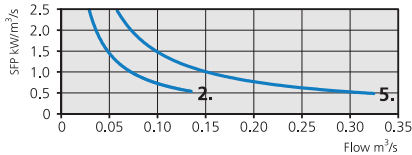
### PRESSURE/FLOW



### POWER/FLOW



### SFP



### TRANSFORMER STEPS

1. 80V 2. 110V 3. 135V 4. 165V 5. 230V

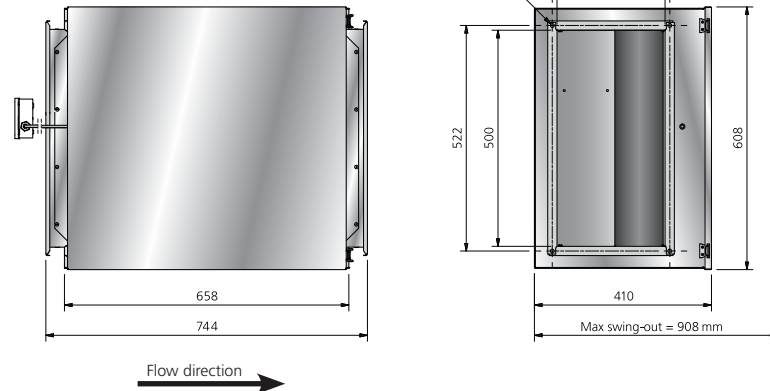
### TECHNICAL DATA

IRB 500x250 B1 ErP AC	Art.no. 7880033
Voltage	230/50 V/Hz
Voltage range	220-240/50 V/Hz
Phase	1 ~
Current	0.86 A
Power	164 W
Speed	2690 rpm
Capacitor	5 µF
Max. temperature of transported air	70 C°
Max. temperature of transported air when speed controlled	70 C°
Sound pressure level at 3 m	47 dB(A)
Weight	36.3 kg
Wiring diagram	4040001

### SOUND DATA

	L <sub>PA</sub>	L <sub>WA</sub> tot dB (A)	63	125	250	500	1K	2K	4K	8K
5. Surrounding 230V	47	54	34	39	51	46	44	43	36	35
5. Outlet 230V		73	54	56	69	64	64	66	61	62
5. Inlet 230V		64	56	54	60	52	54	50	49	52
4. Inlet 165V		60	47	51	58	47	50	46	47	48
3. Inlet 135V		58	43	52	56	38	39	39	44	24
2. Inlet 110V		51	38	50	37	29	31	41	30	11
1. Inlet 80V		50	47	47	33	19	26	26	13	9

### DIMENSIONS (mm)



# INSULATED DUCT FANS WITH RECTANGULAR CONNECTIONS



## IRB 500x250 E1 ErP AC

### ACCESSORIES

- Mounting brackets Universal Kit
- Rectangular flexible connection, 500x250, for reducing vibration in ventilation systems
- Transformer VRDE 1.5, VRTE C
- Electronic speed controller, VRS 2.0

- Insulated duct fan with rectangular connections.
- Equipped with 50 mm of thermal and acoustic insulation makes it ideal for handling cold air.
- Designed for high pressure and long, complicated duct runs.
- The design priorities functionality, durability and longevity.
- The power consumption at highest total efficiency is above 125W and meets the ErP directive.
- Impeller with backward curved blades.
- The external rotor motor has maintenance-free sealed ball-bearings.

- Integrated approved thermal motor protection.
- Motor has insulation class F.
- Enclosure class of the fan is IP 44.
- Junction box has enclosure class IP 54.
- For speed control a transformer or electric speed controller can be connected.
- The housing is manufactured from galvanized sheet steel.
- The fan is intended to be installed in a duct system.
- When duct connected the fan can be installed outside or in damp environments.

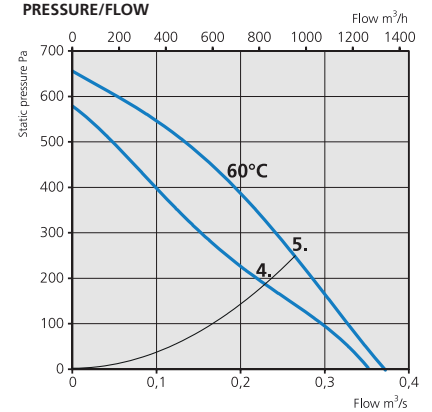
### TECHNICAL DATA

IRB 500x250 E1 ErP AC	Art.no. 7880034
Voltage	230/50 V/Hz
Voltage range	220-240/50 V/Hz
Phase	1 ~
Current	1.26 A
Power	233 W
Speed	2740 rpm
Capacitor	6 µF
Max. temperature of transported air	60 C°
Max. temperature of transported air when speed controlled	60 C°
Sound pressure level at 3 m	47 dB(A)
Weight	36.8 kg
Wiring diagram	4040001

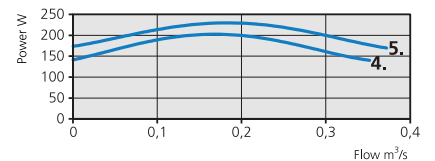
### SOUND DATA

	L <sub>PA</sub>	L <sub>WA</sub> tot dB (A)	63	125	250	500	1K	2K	4K	8K
5. Surrounding 230V	47	54	44	40	50	47	45	46	39	34
5. Outlet 230V		73	53	55	66	64	65	68	63	57
5. Inlet 230V		65	56	57	60	53	57	56	54	48
4. Inlet 165V		61	46	51	58	49	53	53	49	43

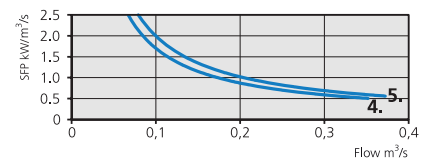
### PRESSURE/FLOW



### POWER/FLOW



### SFP

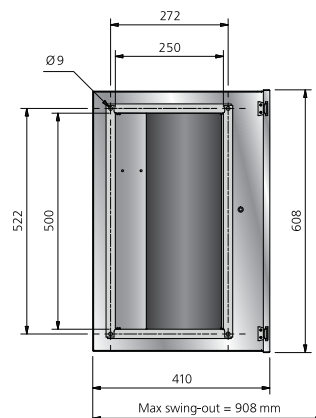
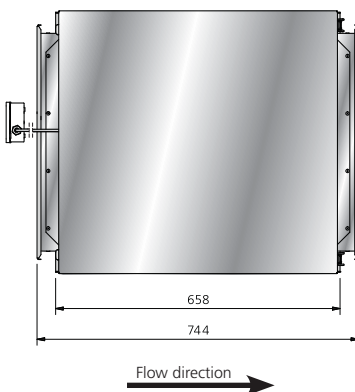


### TRANSFORMER STEPS

1. 80V 2. 110V 3. 135V 4. 165V 5. 230V

This product cannot be speed controlled below 165 V.

### DIMENSIONS (mm)



# INSULATED DUCT FANS WITH RECTANGULAR CONNECTIONS

## IRB 600x300 B3 ErP AC



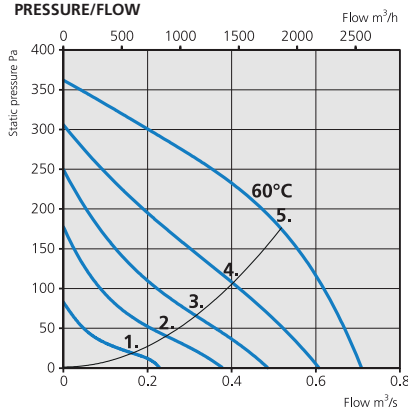
- Insulated duct fan with rectangular connections.
- Equipped with 50 mm of thermal and acoustic insulation makes it ideal for handling cold air.
- Designed for high pressure and long, complicated duct runs.
- The design priorities functionality, durability and longevity.
- The power consumption at highest total efficiency is above 125W and meets the ErP directive.
- Impeller with backward curved blades.
- The external rotor motor has maintenance-free sealed ball-bearings.

- Integrated approved thermal motor protection.
- Motor has insulation class F.
- Enclosure class of the fan is IP 44.
- Junction box has enclosure class IP 54.
- For speed control a transformer or electric speed controller can be connected.
- The housing is manufactured from galvanized sheet steel.
- The fan is intended to be installed in a duct system.
- When duct connected the fan can be installed outside or in damp environments.

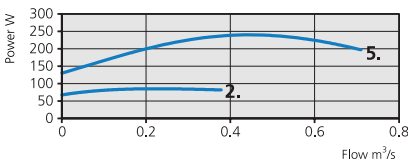
### ACCESSORIES

- Mounting brackets Universal Kit
- Rectangular flexible connection, 600x300, for reducing vibration in ventilation systems
- Transformer VRDT 2, VRTT 1

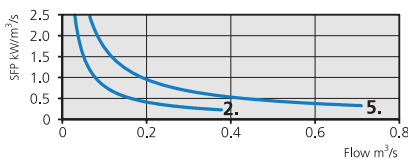
### PRESSURE/FLOW



### POWER/FLOW



### SFP



### TRANSFORMER STEPS

1. 95V    2. 145V    3. 185V    4. 240V    5. 400V

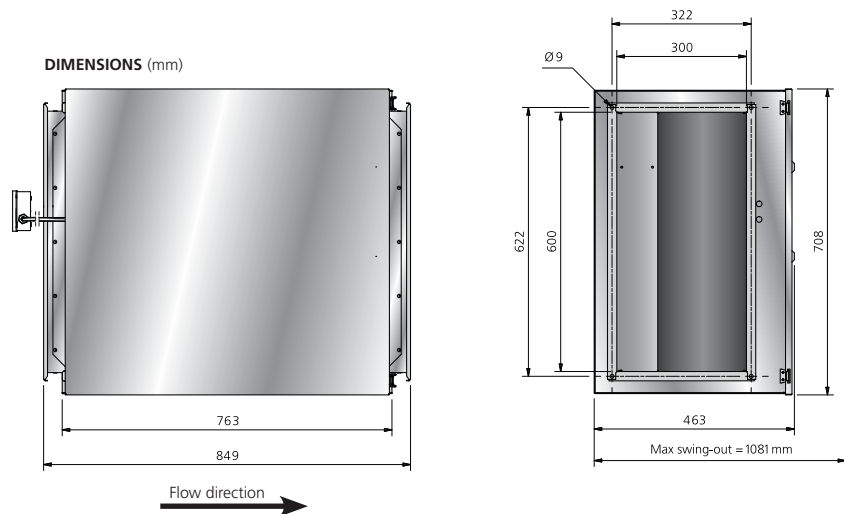
### TECHNICAL DATA

IRB 600x300 B3 ErP AC	Art.no. 7890104
Voltage	Y 400/Δ 230 / 50 V/Hz
Voltage range	380-415/50 V/Hz
Phase	3 ~
Current	0.46 / 0.80 A
Power	240 W
Speed	1340 rpm
Capacitor	- μF
Max. temperature of transported air	60 C°
Max. temperature of transported air when speed controlled	60 C°
Sound pressure level at 3 m	52 dB(A)
Weight	44.7 kg
Wiring diagram	Y 4040004 / Δ 4040003

### SOUND DATA

	L <sub>PA</sub>	L <sub>WA</sub> tot dB (A)	63	125	250	500	1K	2K	4K	8K
5. Surrounding 400V	52	59	38	57	53	42	38	33	30	28
5. Outlet 400V		72	57	69	67	59	59	54	53	49
5. Inlet 400V		65	53	63	58	49	42	41	42	38
4. Inlet 240V		58	50	56	51	41	35	34	37	30
3. Inlet 185V		53	50	48	44	34	30	29	33	21
2. Inlet 145V		47	45	40	39	29	25	27	19	11
1. Inlet 95V		35	31	31	26	17	16	14	12	10

### DIMENSIONS (mm)



# INSULATED DUCT FANS WITH RECTANGULAR CONNECTIONS



## IRB 600x350 B3 ErP AC

### ACCESSORIES

- Mounting brackets Universal Kit
- Rectangular flexible connection, 600x350, for reducing vibration in ventilation systems
- Transformer VRDT 2, VRTT 1

- Insulated duct fan with rectangular connections.
- Equipped with 50 mm of thermal and acoustic insulation makes it ideal for handling cold air.
- Designed for high pressure and long, complicated duct runs.
- The design priorities functionality, durability and longevity.
- The power consumption at highest total efficiency is above 125W and meets the ErP directive.
- Impeller with backward curved blades.
- The external rotor motor has maintenance-free sealed ball-bearings.

- Integrated approved thermal motor protection.
- Motor has insulation class F.
- Enclosure class of the fan is IP 54.
- Junction box has enclosure class IP 54.
- For speed control a transformer or electric speed controller can be connected.
- The housing is manufactured from galvanized sheet steel.
- The fan is intended to be installed in a duct system.
- When duct connected the fan can be installed outside or in damp environments.

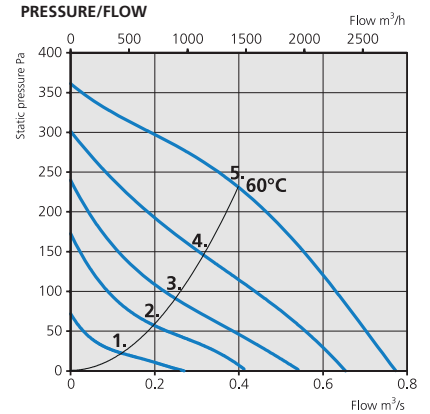
### TECHNICAL DATA

IRB 600x350 B3 ErP AC	Art.no. 7890112
Voltage	Y 400/Δ 230 / 50 V/Hz
Voltage range	380-415/50 V/Hz
Phase	3 ~
Current	0.46 / 0.80 A
Power	235 W
Speed	1330 rpm
Capacitor	- μF
Max. temperature of transported air	60 C°
Max. temperature of transported air when speed controlled	60 C°
Sound pressure level at 3 m	47 dB(A)
Weight	49.0 kg
Wiring diagram	Y 4040004 / Δ 4040003

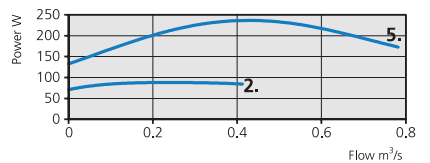
### SOUND DATA

	L <sub>PA</sub>	L <sub>WA</sub> tot dB (A)	63	125	250	500	1K	2K	4K	8K
5. Surrounding 400V	47	54	32	52	48	38	37	35	33	31
5. Outlet 400V		68	52	66	62	54	57	52	50	44
5. Inlet 400V		63	48	62	54	45	41	42	40	36
4. Inlet 240V		59	46	58	51	38	35	35	36	29
3. Inlet 185V		53	49	49	43	30	28	34	33	19
2. Inlet 145V		46	44	39	38	28	21	31	16	10
1. Inlet 95V		33	30	29	23	11	19	14	12	9

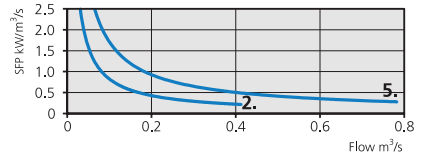
### PRESSURE/FLOW



### POWER/FLOW



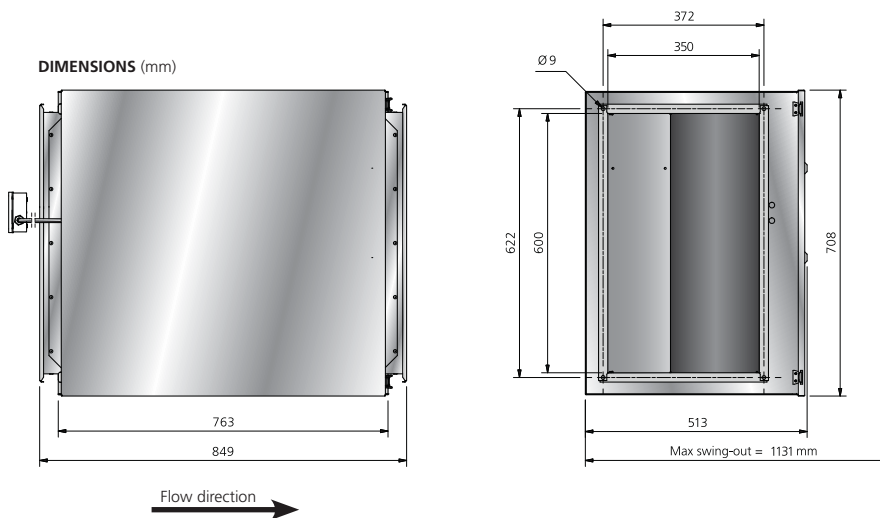
### SFP



### TRANSFORMER STEPS

1. 95V
2. 145V
3. 185V
4. 240V
5. 400V

### DIMENSIONS (mm)



# INSULATED DUCT FANS WITH RECTANGULAR CONNECTIONS

## IRB 600x350 D1 ErP AC



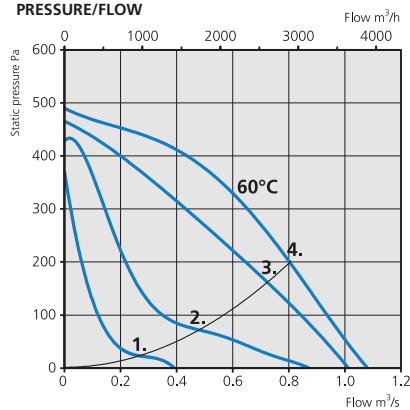
- Insulated duct fan with rectangular connections.
- Equipped with 50 mm of thermal and acoustic insulation makes it ideal for handling cold air.
- Designed for high pressure and long, complicated duct runs.
- The design priorities functionality, durability and longevity.
- The power consumption at highest total efficiency is above 125W and meets the ErP directive.
- Impeller with backward curved blades.
- The external rotor motor has maintenance-free sealed ball-bearings.

- Integrated approved thermal motor protection.
- Motor has insulation class F.
- Enclosure class of the fan is IP 54.
- Junction box has enclosure class IP 54.
- For speed control a transformer or electric speed controller can be connected.
- The housing is manufactured from galvanized sheet steel.
- The fan is intended to be installed in a duct system.
- When duct connected the fan can be installed outside or in damp environments.

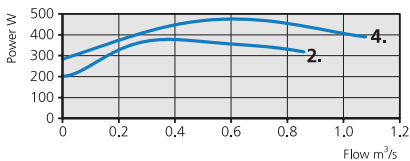
### ACCESSORIES

- Mounting brackets Universal Kit
- Rectangular flexible connection, 600x350, for reducing vibration in ventilation systems
- Transformer VRDE 7, VRTE 5
- Electronic speed controller, VRS 4.0

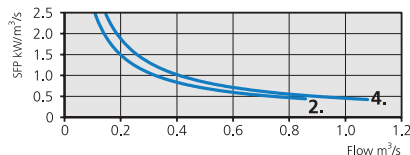
### PRESSURE/FLOW



### POWER/FLOW



### SFP



### TRANSFORMER STEPS

1. 80V 2. 110V 3. 135V 4. 165V 5. 230V

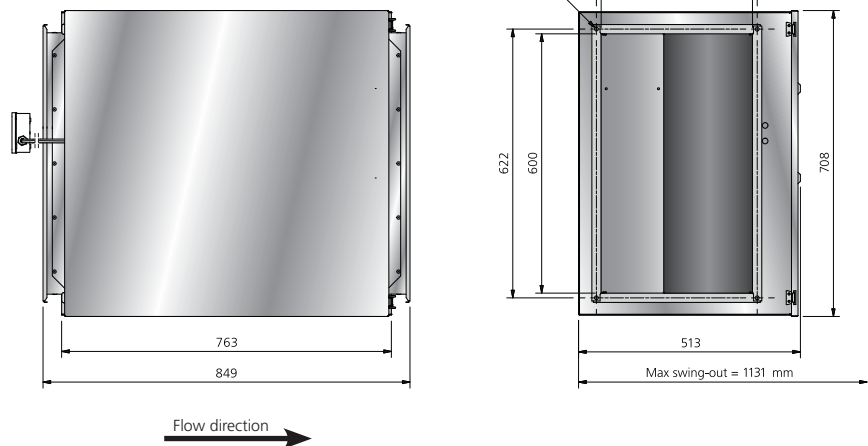
### TECHNICAL DATA

IRB 600x350 D1 ErP AC	Art.no. 7890105
Voltage	230/50 V/Hz
Voltage range	220-240/50 V/Hz
Phase	1 ~
Current	3.15 A
Power	476 W
Speed	1390 rpm
Capacitor	10 µF
Max. temperature of transported air	60 C°
Max. temperature of transported air when speed controlled	60 C°
Sound pressure level at 3 m	55 dB(A)
Weight	52.1 kg
Wiring diagram	4040005

### SOUND DATA

	L <sub>PA</sub>	L <sub>WA</sub> tot dB (A)	63	125	250	500	1K	2K	4K	8K
5. Surrounding 230V	55	62	41	60	58	48	45	37	33	32
5. Outlet 230V		77	61	74	73	65	65	60	58	57
5. Inlet 230V		71	58	69	65	58	51	48	47	44
4. Inlet 165V		67	56	65	60	52	46	44	42	41
3. Inlet 135V		55	51	52	47	38	37	32	36	17
2. Inlet 110V		55	42	54	40	26	34	29	14	11
1. Inlet 80V		50	32	50	36	16	18	14	12	9

### DIMENSIONS (mm)



# INSULATED DUCT FANS WITH RECTANGULAR CONNECTIONS



## IRB 600x350 D3 ErP AC

### ACCESSORIES

- Mounting brackets Universal Kit
- Rectangular flexible connection, 600x350, for reducing vibration in ventilation systems
- Transformer VRDT 2, VRTT 2

- Insulated duct fan with rectangular connections.
- Equipped with 50 mm of thermal and acoustic insulation makes it ideal for handling cold air.
- Designed for high pressure and long, complicated duct runs.
- The design priorities functionality, durability and longevity.
- The power consumption at highest total efficiency is above 125W and meets the ErP directive.
- Impeller with backward curved blades.
- The external rotor motor has maintenance-free sealed ball-bearings.

- Integrated approved thermal motor protection.
- Motor has insulation class F.
- Enclosure class of the fan is IP 54.
- Junction box has enclosure class IP 54.
- For speed control a transformer or electric speed controller can be connected.
- The housing is manufactured from galvanized sheet steel.
- The fan is intended to be installed in a duct system.
- When duct connected the fan can be installed outside or in damp environments.

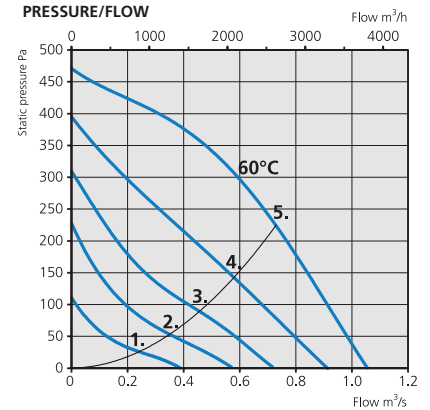
### TECHNICAL DATA

IRB 600x350 D3 ErP AC	Art.no. 7890106
Voltage	Y 400/Δ 230 / 50 V/Hz
Voltage range	380-415/50 V/Hz
Phase	3 ~
Current	0.83 / 1.44 A
Power	427 W
Speed	1330 rpm
Capacitor	- μF
Max. temperature of transported air	60 C°
Max. temperature of transported air when speed controlled	60 C°
Sound pressure level at 3 m	53 dB(A)
Weight	50.6 kg
Wiring diagram	Y 4040004 / Δ 4040003

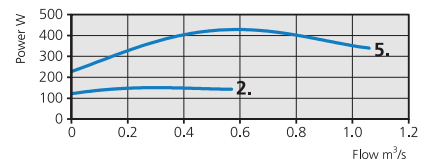
### SOUND DATA

	L <sub>PA</sub>	L <sub>WA</sub> tot dB (A)	63	125	250	500	1K	2K	4K	8K
5. Surrounding 400V	53	60	39	58	56	45	42	37	34	33
5. Outlet 400V		76	63	73	70	63	62	57	55	54
5. Inlet 400V		68	56	66	61	55	48	47	45	41
4. Inlet 240V		65	53	64	57	46	41	40	39	34
3. Inlet 185V		58	54	54	49	39	35	34	36	23
2. Inlet 145V		51	49	44	42	31	28	31	33	14
1. Inlet 95V		38	35	33	29	19	19	24	12	10

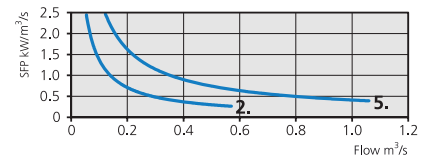
### PRESSURE/FLOW



### POWER/FLOW



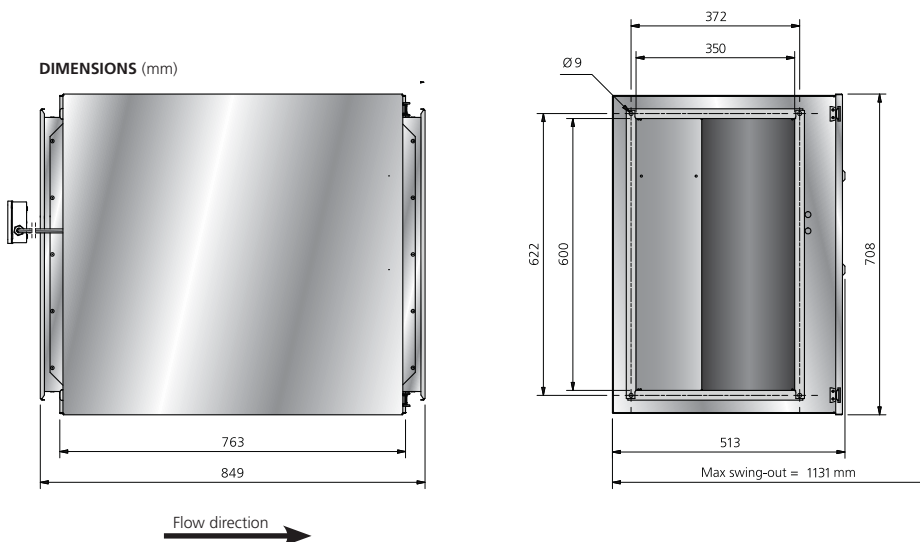
### SFP



### TRANSFORMER STEPS

1. 95V
2. 145V
3. 185V
4. 240V
5. 400V

### DIMENSIONS (mm)



# INSULATED DUCT FANS WITH RECTANGULAR CONNECTIONS

## IRB 700x400 B3 ErP AC



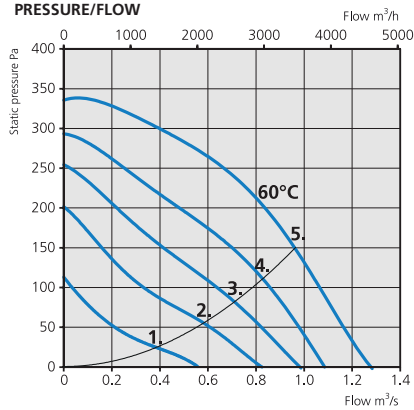
- Insulated duct fan with rectangular connections.
- Equipped with 50 mm of thermal and acoustic insulation makes it ideal for handling cold air.
- Designed for high pressure and long, complicated duct runs.
- The design priorities functionality, durability and longevity.
- The power consumption at highest total efficiency is above 125W and meets the ErP directive.
- Impeller with backward curved blades.
- The external rotor motor has maintenance-free sealed ball-bearings.

- Integrated approved thermal motor protection.
- Motor has insulation class F.
- Enclosure class of the fan is IP 54.
- Junction box has enclosure class IP 54.
- For speed control a transformer or electric speed controller can be connected.
- The housing is manufactured from galvanized sheet steel.
- The fan is intended to be installed in a duct system.
- When duct connected the fan can be installed outside or in damp environments.

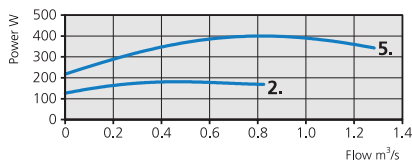
### ACCESSORIES

- Rectangular flexible connection, 700x400, for reducing vibration in ventilation systems
- Transformer VRDT 1, VRTT 2

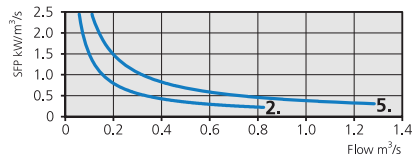
### PRESSURE/FLOW



### POWER/FLOW



### SFP



### TRANSFORMER STEPS

1. 95V    2. 145V    3. 185V    4. 240V    5. 400V

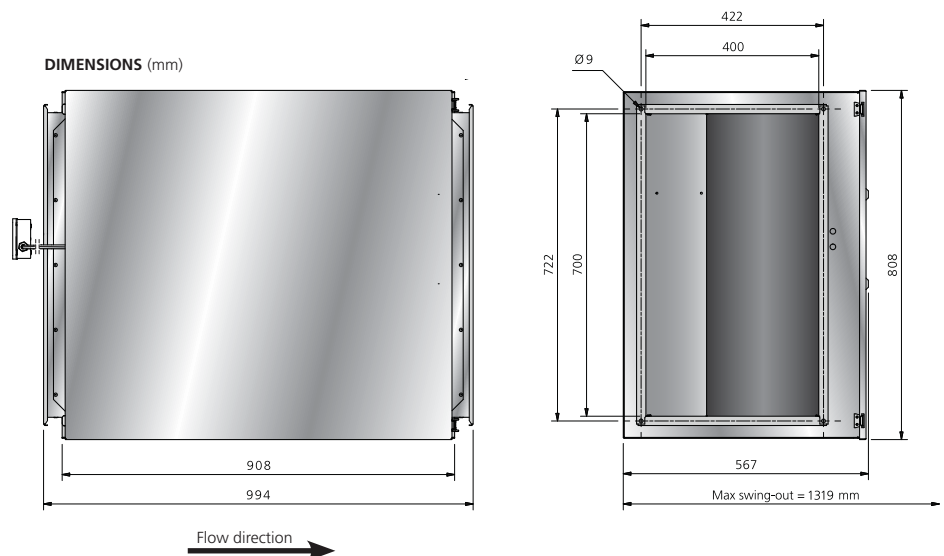
### TECHNICAL DATA

IRB 700x400 B3 ErP AC	Art.no. 7890107
Voltage	Y 400/Δ 230 / 50 V/Hz
Voltage range	380-415/50 V/Hz
Phase	3 ~
Current	0.86 / 1.50 A
Power	401 W
Speed	920 rpm
Capacitor	- μF
Max. temperature of transported air	60 C°
Max. temperature of transported air when speed controlled	60 C°
Sound pressure level at 3 m	49 dB(A)
Weight	64.0 kg
Wiring diagram	Y 4040004 / Δ 4040003

### SOUND DATA

	L <sub>PA</sub>	L <sub>WA</sub> tot dB (A)	63	125	250	500	1K	2K	4K	8K
5. Surrounding 400V	49	56	46	54	52	42	36	31	29	27
5. Outlet 400V		74	64	73	65	60	57	52	53	44
5. Inlet 400V		68	58	67	59	57	50	43	40	36
4. Inlet 240V		62	57	57	55	52	45	39	35	30
3. Inlet 185V		59	55	53	52	48	40	34	31	26
2. Inlet 145V		54	51	48	47	40	33	28	24	20
1. Inlet 95V		42	38	38	36	25	19	17	13	10

### DIMENSIONS (mm)





# INSULATED DUCT FANS WITH RECTANGULAR CONNECTIONS



## IRB 700x400 E3 ErP AC

### ACCESSORIES

- Rectangular flexible connection, 700x400, for reducing vibration in ventilation systems
- Transformer VRDT 4, VRTT 4

- Insulated duct fan with rectangular connections.
- Equipped with 50 mm of thermal and acoustic insulation makes it ideal for handling cold air.
- Designed for high pressure and long, complicated duct runs.
- The design priorities functionality, durability and longevity.
- The power consumption at highest total efficiency is above 125W and meets the ErP directive.
- Impeller with backward curved blades.
- The external rotor motor has maintenance-free sealed ball-bearings.

- Integrated approved thermal motor protection.
- Motor has insulation class F.
- Enclosure class of the fan is IP 54.
- Junction box has enclosure class IP 54.
- For speed control a transformer or electric speed controller can be connected.
- The housing is manufactured from galvanized sheet steel.
- The fan is intended to be installed in a duct system.
- When duct connected the fan can be installed outside or in damp environments.

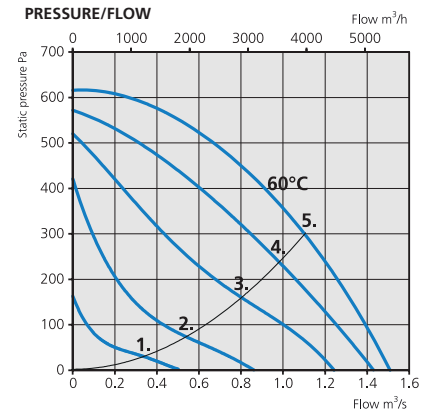
### TECHNICAL DATA

IRB 700x400 E3 ErP AC	Art.no. 7890108
Voltage	Y 400/Δ 230 / 50 V/Hz
Voltage range	380-415/50 V/Hz
Phase	3 ~
Current	2.43 / 4.23 A
Power	818 W
Speed	1430 rpm
Capacitor	- μF
Max. temperature of transported air	40 C°
Max. temperature of transported air when speed controlled	40 C°
Sound pressure level at 3 m	59 dB(A)
Weight	69.2 kg
Wiring diagram	Y 4040004 / Δ 4040003

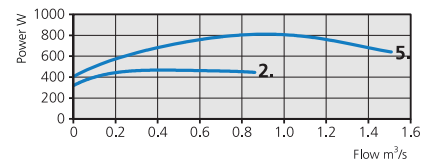
### SOUND DATA

	L <sub>PA</sub>	L <sub>WA</sub> tot dB (A)	63	125	250	500	1K	2K	4K	8K
5. Surrounding 400V	59	66	46	64	61	49	46	40	37	36
5. Outlet 400V		80	70	76	74	69	68	61	60	56
5. Inlet 400V		72	58	70	65	62	56	51	49	44
4. Inlet 240V		69	56	67	61	58	52	47	45	41
3. Inlet 185V		66	54	64	57	53	49	41	39	35
2. Inlet 145V		57	54	50	48	45	35	31	30	21
1. Inlet 95V		46	39	39	34	42	20	18	13	10

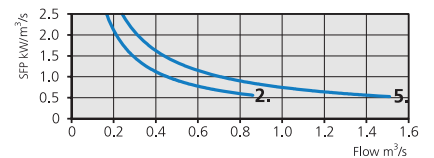
### PRESSURE/FLOW



### POWER/FLOW



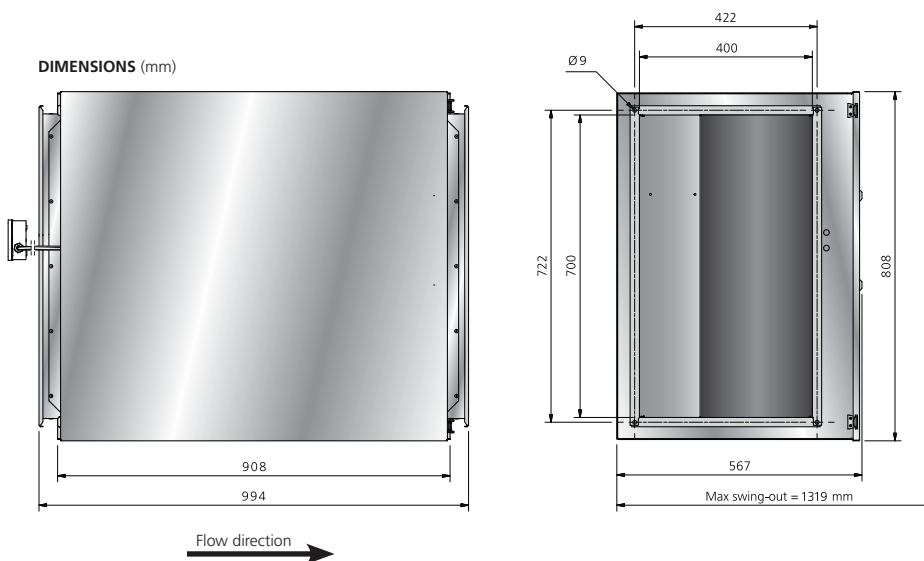
### SFP



### TRANSFORMER STEPS

1. 95V
2. 145V
3. 185V
4. 240V
5. 400V

### DIMENSIONS (mm)



# INSULATED DUCT FANS WITH RECTANGULAR CONNECTIONS

## IRB 800x500 B3 ErP AC



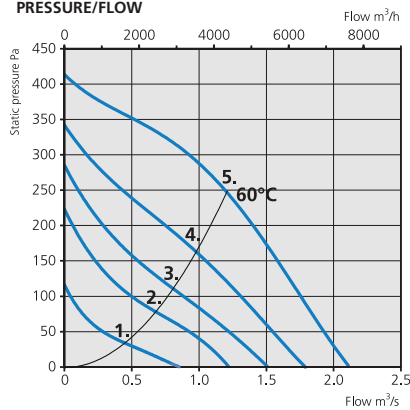
- Insulated duct fan with rectangular connections.
- Equipped with 50 mm of thermal and acoustic insulation makes it ideal for handling cold air.
- Designed for high pressure and long, complicated duct runs.
- The design priorities functionality, durability and longevity.
- The power consumption at highest total efficiency is above 125W and meets the ErP directive.
- Impeller with backward curved blades.
- The external rotor motor has maintenance-free sealed ball-bearings.

- Integrated approved thermal motor protection.
- Motor has insulation class F.
- Enclosure class of the fan is IP 54.
- Junction box has enclosure class IP 54.
- For speed control a transformer or electric speed controller can be connected.
- The housing is manufactured from galvanized sheet steel.
- The fan is intended to be installed in a duct system.
- When duct connected the fan can be installed outside or in damp environments.

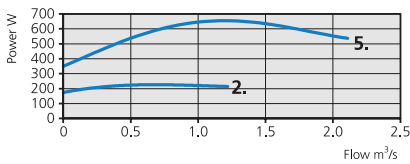
### ACCESSORIES

- Rectangular flexible connection, 800x500, for reducing vibration in ventilation systems
- Transformer VRDT 2, VRTT 2

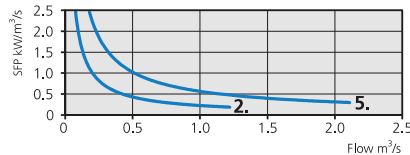
### PRESSURE/FLOW



### POWER/FLOW



### SFP



### TRANSFORMER STEPS

1. 95V    2. 145V    3. 185V    4. 240V    5. 400V

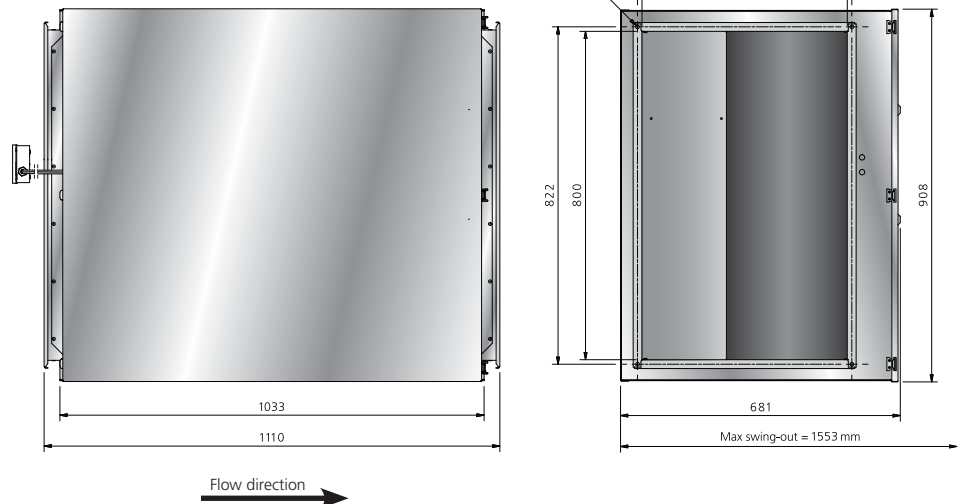
### TECHNICAL DATA

IRB 800x500 B3 ErP AC	Art.no. 7890109
Voltage	Y 400/Δ 230 / 50 V/Hz
Voltage range	380-415/50 V/Hz
Phase	3 ~
Current	1.46 / 2.54 A
Power	656 W
Speed	880 rpm
Capacitor	. μF
Max. temperature of transported air	60 C°
Max. temperature of transported air when speed controlled	60 C°
Sound pressure level at 3 m	49 dB(A)
Weight	86.9 kg
Wiring diagram	Y 4040004 / Δ 4040003

### SOUND DATA

	L <sub>PA</sub>	L <sub>WA</sub> tot dB (A)	63	125	250	500	1K	2K	4K	8K
5. Surrounding 400V	49	56	50	55	50	41	40	37	36	33
5. Outlet 400V		74	68	71	63	59	58	54	51	48
5. Inlet 400V		66	60	64	53	44	44	42	40	40
4. Inlet 240V		58	55	54	46	38	39	37	35	34
3. Inlet 185V		54	52	48	42	34	34	32	32	28
2. Inlet 145V		49	48	43	35	28	27	27	25	21
1. Inlet 95V		37	34	32	26	19	19	22	18	14

### DIMENSIONS (mm)



# INSULATED DUCT FANS WITH RECTANGULAR CONNECTIONS

## IRB 800x500 E3 ErP AC



### ACCESSORIES

- Rectangular flexible connection, 800x500, for reducing vibration in ventilation systems
- Transformer VRDT 4, VRTT 4

- Insulated duct fan with rectangular connections.
- Equipped with 50 mm of thermal and acoustic insulation makes it ideal for handling cold air.
- Designed for high pressure and long, complicated duct runs.
- The design priorities functionality, durability and longevity.
- The power consumption at highest total efficiency is above 125W and meets the ErP directive.
- Impeller with backward curved blades.
- The external rotor motor has maintenance-free sealed ball-bearings.

- Integrated approved thermal motor protection.
- Motor has insulation class F.
- Enclosure class of the fan is IP 54.
- Junction box has enclosure class IP 54.
- For speed control a transformer or electric speed controller can be connected.
- The housing is manufactured from galvanized sheet steel.
- The fan is intended to be installed in a duct system.
- When duct connected the fan can be installed outside or in damp environments.

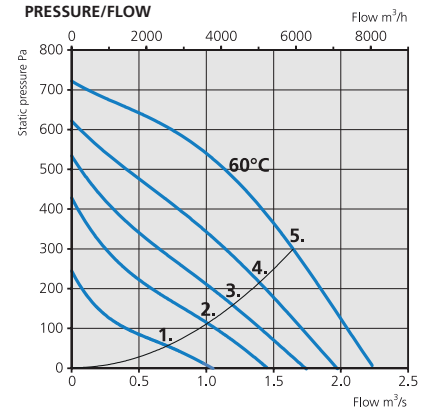
### TECHNICAL DATA

IRB 800x500 E3 ErP AC	Art.no. 7890110
Voltage	Y 400/Δ 230 / 50 V/Hz
Voltage range	380-415/50 V/Hz
Phase	3 ~
Current	2.68 / 4.66 A
Power	1190 W
Speed	1360 rpm
Capacitor	- μF
Max. temperature of transported air	60 C°
Max. temperature of transported air when speed controlled	60 C°
Sound pressure level at 3 m	61 dB(A)
Weight	89.1 kg
Wiring diagram	Y 4040004 / Δ 4040003

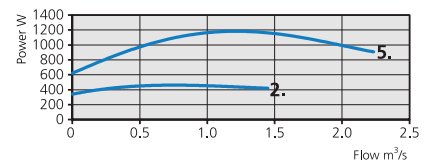
### SOUND DATA

	L <sub>PA</sub>	L <sub>WA</sub> tot dB (A)	63	125	250	500	1K	2K	4K	8K
5. Surrounding 400V	61	68	49	68	60	52	45	40	40	35
5. Outlet 400V		80	67	76	73	70	69	64	62	60
5. Inlet 400V		74	58	74	62	58	53	51	51	49
4. Inlet 240V		69	55	69	57	52	48	47	47	44
3. Inlet 185V		69	54	68	53	47	44	43	43	39
2. Inlet 145V		62	57	60	47	41	39	38	40	32
1. Inlet 95V		50	48	46	35	30	30	34	29	17

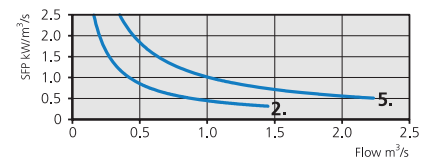
### PRESSURE/FLOW



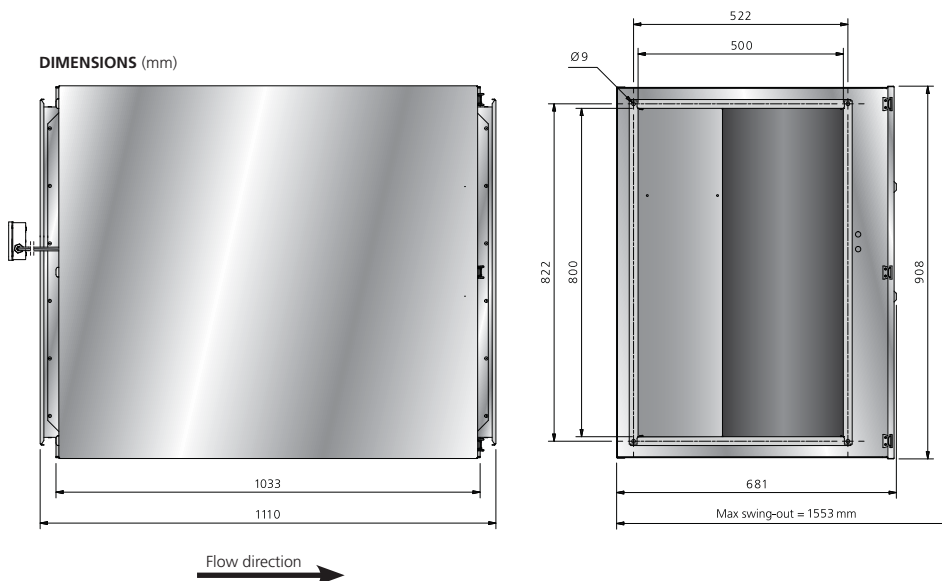
### POWER/FLOW



### SFP



### DIMENSIONS (mm)



### TRANSFORMER STEPS

- 95V
- 145V
- 185V
- 240V
- 400V

# INSULATED DUCT FANS WITH RECTANGULAR CONNECTIONS

## IRB 1000x500 J3 ErP AC



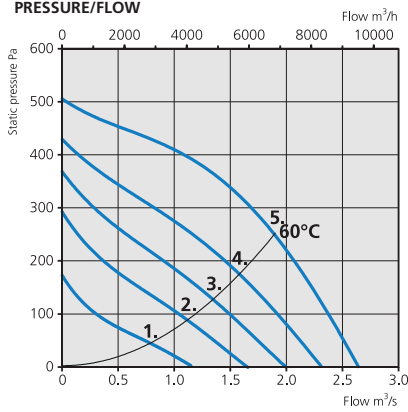
- Insulated duct fan with rectangular connections.
- Equipped with 50 mm of thermal and acoustic insulation makes it ideal for handling cold air.
- Designed for high pressure and long, complicated duct runs.
- The design priorities functionality, durability and longevity.
- The power consumption at highest total efficiency is above 125W and meets the ErP directive.
- Impeller with backward curved blades.
- The external rotor motor has maintenance-free sealed ball-bearings.

- Integrated approved thermal motor protection.
- Motor has insulation class F.
- Enclosure class of the fan is IP 54.
- Junction box has enclosure class IP 54.
- For speed control a transformer or electric speed controller can be connected.
- The housing is manufactured from galvanized sheet steel.
- The fan is intended to be installed in a duct system.
- When duct connected the fan can be installed outside or in damp environments.

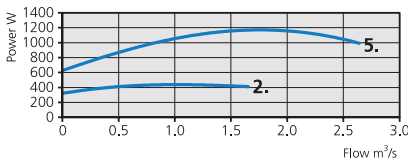
### ACCESSORIES

- Rectangular flexible connection, 1000x500, for reducing vibration in ventilation systems
- Transformer VRDT 4, VRTT 4

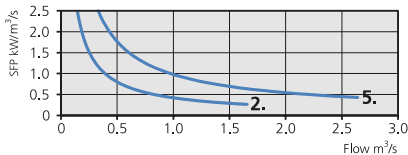
### PRESSURE/FLOW



### POWER/FLOW



### SFP



### TRANSFORMER STEPS

1. 95V    2. 145V    3. 185V    4. 240V    5. 400V

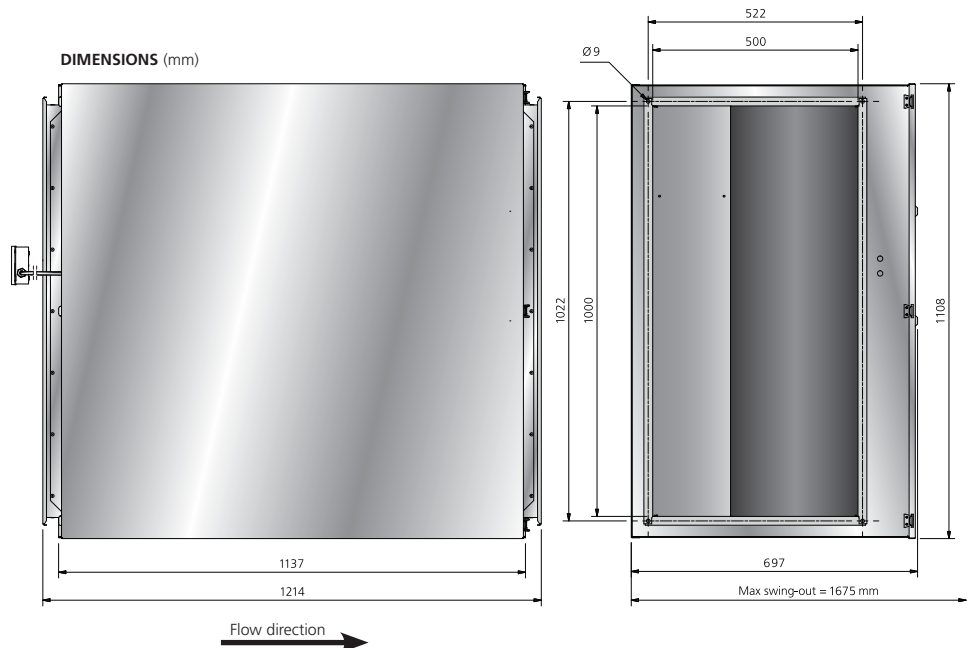
### TECHNICAL DATA

IRB 1000x500 J3 ErP AC	Art.no. 7890111
Voltage	Y 400/Δ 230 / 50 V/Hz
Voltage range	380-415/50 V/Hz
Phase	3 ~
Current	2.89 / 5.03 A
Power	1170 W
Speed	900 rpm
Capacitor	- μF
Max. temperature of transported air	60 C°
Max. temperature of transported air when speed controlled	60 C°
Sound pressure level at 3 m	56 dB(A)
Weight	112.7 kg
Wiring diagram	Y 4040004 / Δ 4040003


### SOUND DATA

	L <sub>PA</sub>	L <sub>WA</sub> tot dB (A)	63	125	250	500	1K	2K	4K	8K
5. Surrounding 400V	56	63	54	62	57	47	42	42	37	32
5. Outlet 400V		79	69	76	69	66	66	62	58	54
5. Inlet 400V		72	63	70	61	54	53	50	48	48
4. Inlet 240V		65	60	62	56	48	49	47	45	41
3. Inlet 185V		61	58	57	51	43	46	43	40	37
2. Inlet 145V		57	55	52	46	37	41	39	35	31
1. Inlet 95V		45	41	41	34	26	31	27	21	18

### DIMENSIONS (mm)



# INSULATED DUCT FANS WITH RECTANGULAR CONNECTIONS



## IRB 400x200 C1 EC

### ACCESSORIES

- Mounting brackets Universal Kit
- Rectangular flexible connection, 400x200, for reducing vibration in ventilation systems
- Speed controller, MS EC
- Pressure regulator

- Insulated duct fan with rectangular connections.
- Equipped with 50 mm of thermal and acoustic insulation makes it ideal for handling cold air.
- Designed for high pressure and long, complicated duct runs.
- The design priorities functionality, durability and longevity.
- The power consumption at highest total efficiency is above 125W and meets the ErP directive.
- Impeller with backward curved blades.
- The external rotor motor has maintenance-free sealed ball-bearings and is very energy efficient.

- Speed controlling can be done with the built-in potentiometer, 0-10 V alt. external control.
- Integrated approved thermal motor protection.
- Motor has insulation class F.
- Enclosure class of the fan is IP 44.
- Junction box has enclosure class IP 54.
- The housing is manufactured from galvanized sheet steel.
- The fan is intended to be installed in a duct system.
- When duct connected the fan can be installed outside or in damp environments.

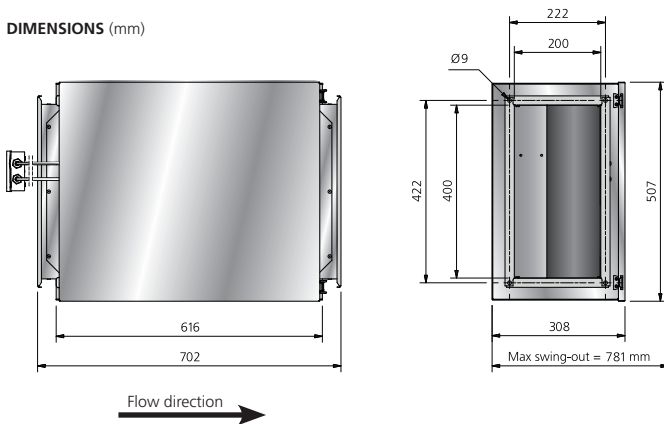
### TECHNICAL DATA

IRB 400x200 C1 EC	Art.no. 7880008
Voltage	230/50 V/Hz
Voltage range	200-240 / 50/60 V/Hz
Phase	1 ~
Current	1.30 A
Power	162 W
Speed	2770 rpm
Capacitor	- µF
Max. temperature of transported air	60 C°
Max. temperature of transported air when speed controlled	60 C°
Sound pressure level at 3 m	51 dB(A)
Weight	19.8 kg
Wiring diagram	4040143

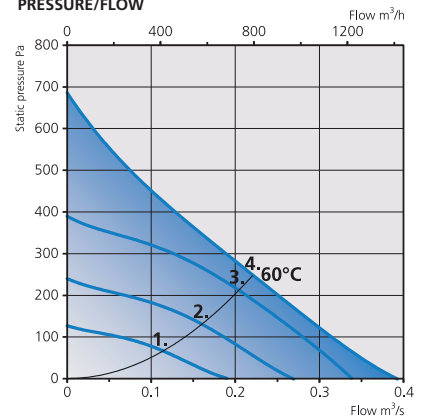
### SOUND DATA

	L <sub>PA</sub>	L <sub>WA</sub> tot dB (A)	63	125	250	500	1K	2K	4K	8K
4. Surrounding 10V	51	58	41	48	56	49	48	47	38	31
4. Outlet 10V		77	61	67	74	69	67	67	62	54
4. Inlet 10V		70	61	66	67	58	52	50	48	42
3. Inlet 8V		69	59	64	65	56	50	48	45	40
2. Inlet 6.5V		65	55	60	62	49	43	41	38	33
1. Inlet 5V		56	50	53	51	39	34	32	29	20

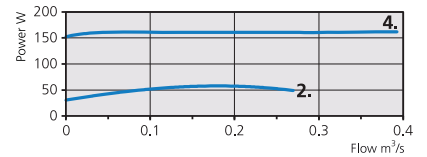
### DIMENSIONS (mm)



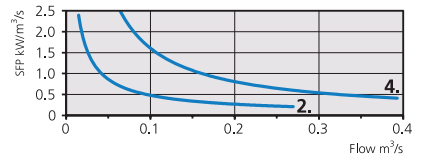
### PRESSURE/FLOW



### POWER/FLOW



### SFP




### VOLTAGE STEPS

1. 5V    2. 6.5V    3. 8V    4. 10V

# INSULATED DUCT FANS WITH RECTANGULAR CONNECTIONS

## IRB 500x250 A1 EC



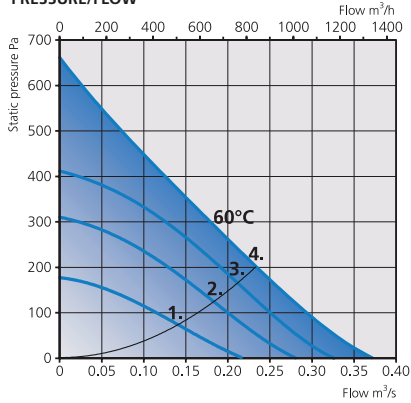
- Insulated duct fan with rectangular connections.
- Equipped with 50 mm of thermal and acoustic insulation makes it ideal for handling cold air.
- Designed for high pressure and long, complicated duct runs.
- The design priorities functionality, durability and longevity.
- The power consumption at highest total efficiency is above 125W and meets the ErP directive.
- Impeller with backward curved blades.
- The external rotor motor has maintenance-free sealed ball-bearings and is very energy efficient.

- Speed controlling can be done with the built-in potentiometer, 0-10 V alt. external control.
- Integrated approved thermal motor protection.
- Motor has insulation class F.
- Enclosure class of the fan is IP 44.
- Junction box has enclosure class IP 54.
- The housing is manufactured from galvanized sheet steel.
- The fan is intended to be installed in a duct system.
- When duct connected the fan can be installed outside or in damp environments.

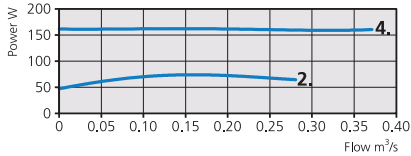
### ACCESSORIES

- Mounting brackets Universal Kit
- Rectangular flexible connection, 500x250, for reducing vibration in ventilation systems
- Speed controller, MS EC
- Pressure regulator

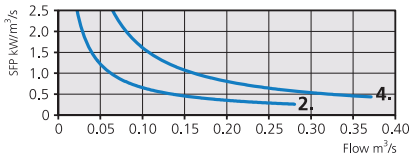
### PRESSURE/FLOW



### POWER/FLOW



### SFP



### VOLTAGE STEPS

1. 5.5V    2. 7V    3. 8V    4. 10V

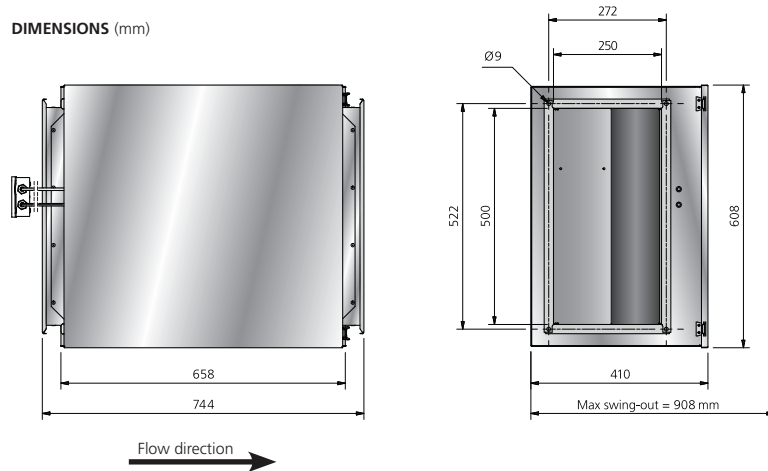
### TECHNICAL DATA

IRB 500x250 A1 EC	Art.no. 7880006
Voltage	230/50 V/Hz
Voltage range	200-240 / 50/60 V/Hz
Phase	1 ~
Current	1.26 A
Power	163 W
Speed	2780 rpm
Capacitor	- µF
Max. temperature of transported air	60 C°
Max. temperature of transported air when speed controlled	60 C°
Sound pressure level at 3 m	51 dB(A)
Weight	30.0 kg
Wiring diagram	4040143


### SOUND DATA

	L <sub>PA</sub>	L <sub>WA</sub> tot dB (A)	63	125	250	500	1K	2K	4K	8K
4. Surrounding 10V	51	58	39	46	56	48	46	46	38	31
4. Outlet 10V		69	52	59	64	58	61	64	58	49
4. Inlet 10V		61	49	56	57	48	50	49	48	37
3. Inlet 8V		59	49	54	54	45	48	46	45	34
2. Inlet 7V		55	47	50	50	41	43	42	39	28
1. Inlet 5.5V		51	42	45	49	34	37	34	29	17

### DIMENSIONS (mm)



# INSULATED DUCT FANS WITH RECTANGULAR CONNECTIONS



## IRB 500x250 B1 EC

### ACCESSORIES

- Mounting brackets Universal Kit
- Rectangular flexible connection, 500x250, for reducing vibration in ventilation systems
- Speed controller, MS EC
- Pressure regulator

- Insulated duct fan with rectangular connections.
- Equipped with 50 mm of thermal and acoustic insulation makes it ideal for handling cold air.
- Designed for high pressure and long, complicated duct runs.
- The design priorities functionality, durability and longevity.
- The power consumption at highest total efficiency is above 125W and meets the ErP directive.
- Impeller with backward curved blades.
- The external rotor motor has maintenance-free sealed ball-bearings and is very energy efficient.

- Speed controlling can be done with the built-in potentiometer, 0-10 V alt. external control.
- Integrated approved thermal motor protection.
- Motor has insulation class F.
- Enclosure class of the fan is IP 44.
- Junction box has enclosure class IP 54.
- The housing is manufactured from galvanized sheet steel.
- The fan is intended to be installed in a duct system.
- When duct connected the fan can be installed outside or in damp environments.

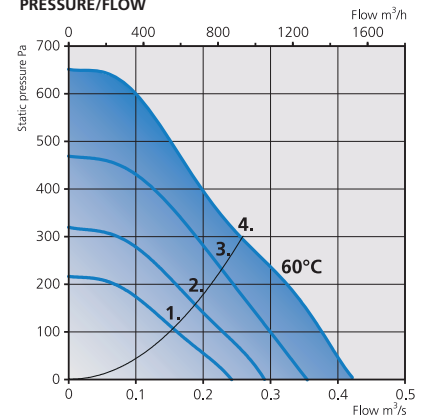
### TECHNICAL DATA

IRB 500x250 B1 EC	Art.no. 7880009
Voltage	230/50 V/Hz
Voltage range	200-277 / 50/60 V/Hz
Phase	1 ~
Current	0.94 A
Power	216 W
Speed	2740 rpm
Capacitor	- µF
Max. temperature of transported air	60 C°
Max. temperature of transported air when speed controlled	60 C°
Sound pressure level at 3 m	49 dB(A)
Weight	31.4 kg
Wiring diagram	4040143

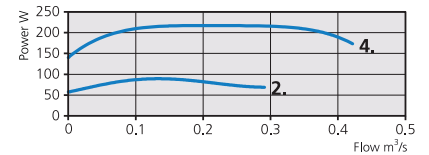
### SOUND DATA

	L <sub>PA</sub>	L <sub>WA</sub> tot dB (A)	63	125	250	500	1K	2K	4K	8K
4. Surrounding 10V	49	56	46	41	51	50	49	50	41	36
4. Outlet 10V		75	58	65	70	65	67	69	63	52
4. Inlet 10V		67	58	62	63	53	53	51	50	41
3. Inlet 8.5V		64	57	60	60	49	50	48	47	37
2. Inlet 7V		60	54	54	56	43	43	42	38	30
1. Inlet 5V		54	49	49	48	35	35	33	27	17

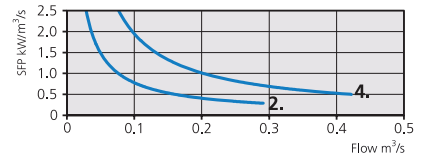
### PRESSURE/FLOW



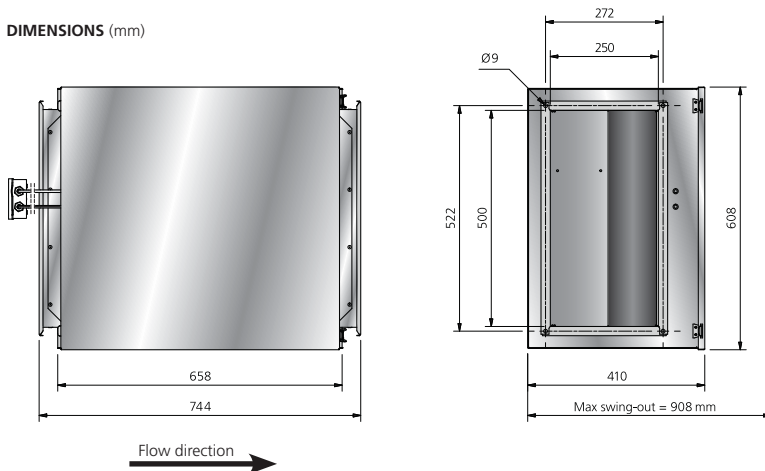
### POWER/FLOW



### SFP



### DIMENSIONS (mm)



### VOLTAGE STEPS

1. 5V
2. 7V
3. 8.5V
4. 10V

# INSULATED DUCT FANS WITH RECTANGULAR CONNECTIONS

## IRB 500x250 E1 EC



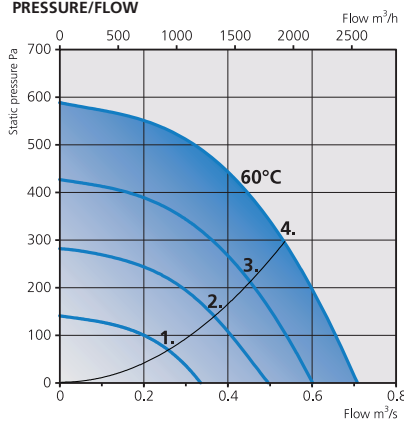
- Insulated duct fan with rectangular connections.
- Equipped with 50 mm of thermal and acoustic insulation makes it ideal for handling cold air.
- Designed for high pressure and long, complicated duct runs.
- The design priorities functionality, durability and longevity.
- The power consumption at highest total efficiency is above 125W and meets the ErP directive.
- Impeller with backward curved blades.
- The external rotor motor has maintenance-free sealed ball-bearings and is very energy efficient.

- Speed controlling can be done with the built-in potentiometer, 0-10 V alt. external control.
- Integrated approved thermal motor protection.
- Motor has insulation class F.
- Enclosure class of the fan is IP 54.
- Junction box has enclosure class IP 54.
- The housing is manufactured from galvanized sheet steel.
- The fan is intended to be installed in a duct system.
- When duct connected the fan can be installed outside or in damp environments.

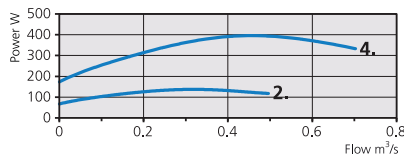
### ACCESSORIES

- Mounting brackets Universal Kit
- Rectangular flexible connection, 500x250, for reducing vibration in ventilation systems
- Speed controller, MS EC
- Pressure regulator

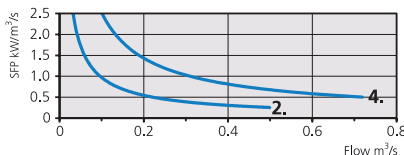
### PRESSURE/FLOW



### POWER/FLOW



### SFP



### VOLTAGE STEPS

1. 5V    2. 7V    3. 8.5V    4. 10V

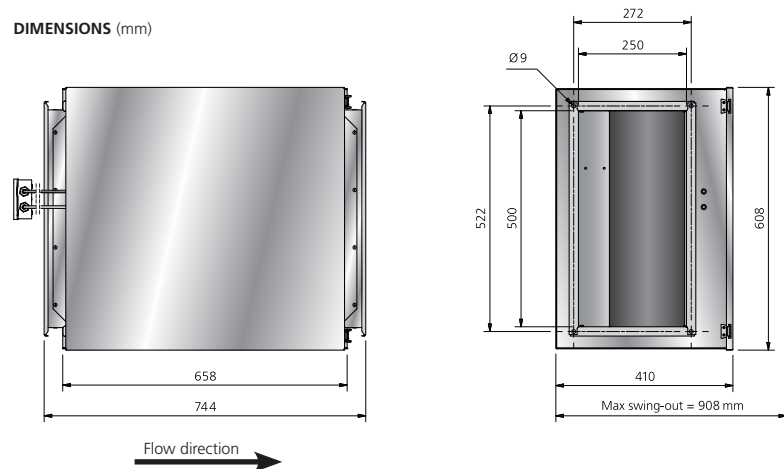
### TECHNICAL DATA

IRB 500x250 E1 EC	Art.no. 7880010
<b>Voltage</b>	230/50 V/Hz
<b>Voltage range</b>	200-277 / 50/60 V/Hz
<b>Phase</b>	1 ~
<b>Current</b>	1.57 A
<b>Power</b>	362 W
<b>Speed</b>	2020 rpm
<b>Capacitor</b>	- µF
<b>Max. temperature of transported air</b>	60 C°
<b>Max. temperature of transported air when speed controlled</b>	60 C°
<b>Sound pressure level at 3 m</b>	60 dB(A)
<b>Weight</b>	34.9 kg
<b>Wiring diagram</b>	4040175

### SOUND DATA

	L <sub>PA</sub>	L <sub>WA</sub> tot dB (A)	63	125	250	500	1K	2K	4K	8K
<b>4. Surrounding 10V</b>	60	67	48	58	66	52	47	43	37	32
<b>4. Outlet 10V</b>		81	65	71	80	69	66	63	59	56
<b>4. Inlet 10V</b>		74	64	68	72	57	50	49	48	46
<b>3. Inlet 8.5V</b>		70	61	67	67	52	45	45	44	41
<b>2. Inlet 7V</b>		665	57	63	59	46	40	40	39	35
<b>1. Inlet 5V</b>		59	52	57	48	35	31	31	30	21

### DIMENSIONS (mm)





# INSULATED DUCT FANS WITH RECTANGULAR CONNECTIONS

## IRB 600x300 A1 EC



### ACCESSORIES

- Mounting brackets Universal Kit
- Rectangular flexible connection, 600x300, for reducing vibration in ventilation systems
- Speed controller, MS EC
- Pressure regulator

- Insulated duct fan with rectangular connections.
- Equipped with 50 mm of thermal and acoustic insulation makes it ideal for handling cold air.
- Designed for high pressure and long, complicated duct runs.
- The design priorities functionality, durability and longevity.
- The power consumption at highest total efficiency is above 125W and meets the ErP directive.
- Impeller with backward curved blades.
- The external rotor motor has maintenance-free sealed ball-bearings and is very energy efficient.

- Speed controlling can be done with the built-in potentiometer, 0-10 V alt. external control.
- Integrated approved thermal motor protection.
- Motor has insulation class F.
- Enclosure class of the fan is IP 54.
- Junction box has enclosure class IP 54.
- The housing is manufactured from galvanized sheet steel.
- The fan is intended to be installed in a duct system.
- When duct connected the fan can be installed outside or in damp environments.

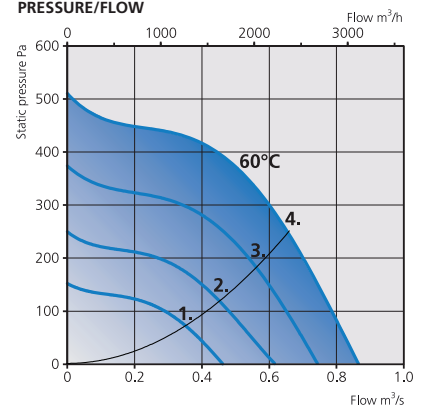
### TECHNICAL DATA

IRB 600x300 A1 EC	Art.no. 7890095
Voltage	230/50 V/Hz
Voltage range	200-277 / 50/60 V/Hz
Phase	1 ~
Current	1.56 A
Power	357 W
Speed	1650 rpm
Capacitor	- µF
Max. temperature of transported air	60 C°
Max. temperature of transported air when speed controlled	60 C°
Sound pressure level at 3 m	56 dB(A)
Weight	47.9 kg
Wiring diagram	4040175

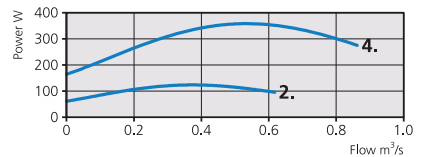
### SOUND DATA

	L <sub>PA</sub>	L <sub>WA</sub> tot dB (A)	63	125	250	500	1K	2K	4K	8K
4. Surrounding 10V	56	63	45	58	61	48	43	40	36	31
4. Outlet 10V		77	61	74	72	63	62	58	55	54
4. Inlet 10V		71	60	67	67	57	47	45	45	42
3. Inlet 8.5V		67	58	66	60	52	42	41	40	38
2. Inlet 7V		62	54	60	53	45	36	35	37	31
1. Inlet 5.5V		58	53	55	47	37	29	29	34	24

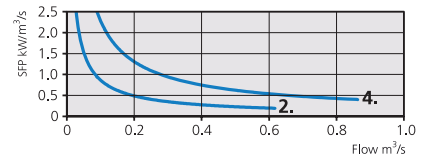
### PRESSURE/FLOW



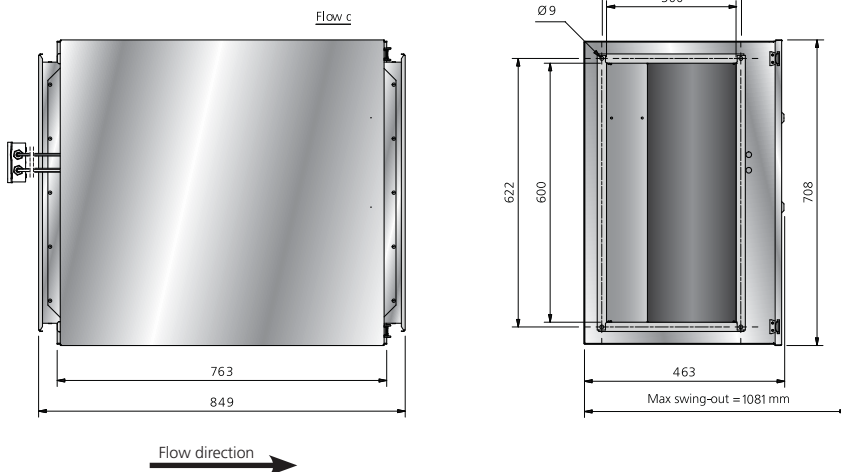
### POWER/FLOW



### SFP



### DIMENSIONS (mm)



### VOLTAGE STEPS

1. 5.5V 2. 7V 3. 8.5V 4. 10V

# INSULATED DUCT FANS WITH RECTANGULAR CONNECTIONS

## IRB 600x300 B1 EC



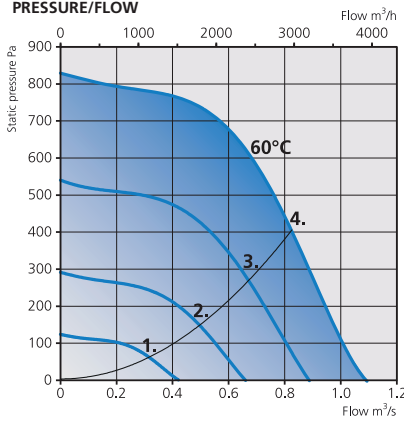
- Insulated duct fan with rectangular connections.
- Equipped with 50 mm of thermal and acoustic insulation makes it ideal for handling cold air.
- Designed for high pressure and long, complicated duct runs.
- The design priorities functionality, durability and longevity.
- The power consumption at highest total efficiency is above 125W and meets the ErP directive.
- Impeller with backward curved blades.
- The external rotor motor has maintenance-free sealed ball-bearings and is very energy efficient.

- Speed controlling can be done with the built-in potentiometer, 0-10 V alt. external control.
- Integrated approved thermal motor protection.
- Motor has insulation class F.
- Enclosure class of the fan is IP 54.
- Junction box has enclosure class IP 54.
- The housing is manufactured from galvanized sheet steel.
- The fan is intended to be installed in a duct system.
- When duct connected the fan can be installed outside or in damp environments.

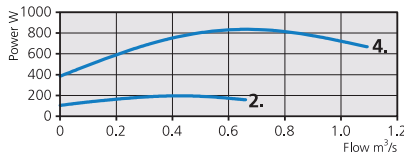
### ACCESSORIES

- Mounting brackets Universal Kit
- Rectangular flexible connection, 600x300, for reducing vibration in ventilation systems
- Speed controller, MS EC
- Pressure regulator

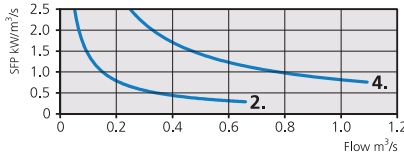
### PRESSURE/FLOW



### POWER/FLOW



### SFP



### VOLTAGE STEPS

1. 4V    2. 6V    3. 8V    4. 10V

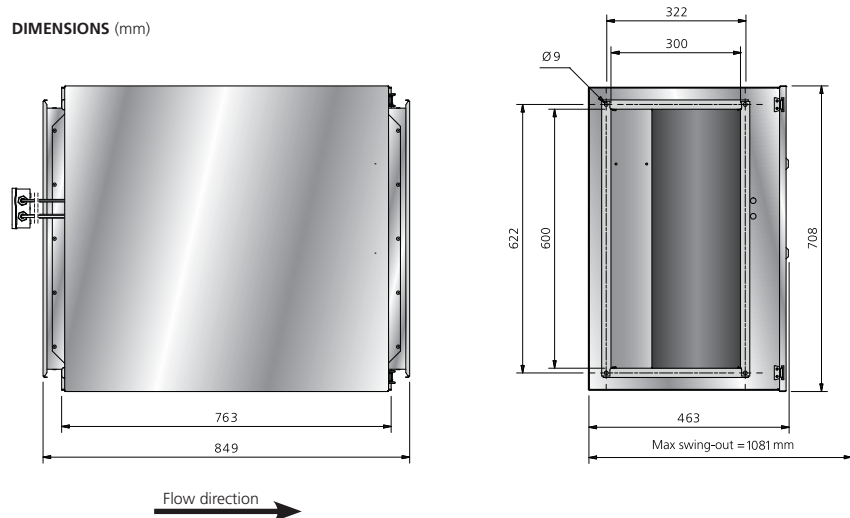
### TECHNICAL DATA

IRB 600x300 B1 EC	Art.no. 7890024
Voltage	230/50 V/Hz
Voltage range	200-277 / 50/60 V/Hz
Phase	1 ~
Current	3.94 A
Power	844 W
Speed	2200 rpm
Capacitor	- µF
Max. temperature of transported air	60 C°
Max. temperature of transported air when speed controlled	60 C°
Sound pressure level at 3 m	64 dB(A)
Weight	47.6 kg
Wiring diagram	4040145

### SOUND DATA

	L <sub>pA</sub>	L <sub>wA</sub> tot dB (A)	63	125	250	500	1K	2K	4K	8K
4. Surrounding 10V	64	71	54	58	71	55	52	49	44	39
4. Outlet 10V		84	70	74	83	73	72	69	65	61
4. Inlet 10V		78	69	72	75	64	58	56	52	50
3. Inlet 8V		75	64	70	73	58	51	49	46	45
2. Inlet 6V		67	58	65	60	48	42	41	37	37
1. Inlet 4V		57	53	53	47	39	29	34	32	18

### DIMENSIONS (mm)



# INSULATED DUCT FANS WITH RECTANGULAR CONNECTIONS



## IRB 600x300 E3 EC

### ACCESSORIES

- Mounting brackets Universal Kit
- Rectangular flexible connection, 600x300, for reducing vibration in ventilation systems
- Speed controller, MS EC
- Pressure regulator

- Insulated duct fan with rectangular connections.
- Equipped with 50 mm of thermal and acoustic insulation makes it ideal for handling cold air.
- Designed for high pressure and long, complicated duct runs.
- The design priorities functionality, durability and longevity.
- The power consumption at highest total efficiency is above 125W and meets the ErP directive.
- Impeller with backward curved blades.
- The external rotor motor has maintenance-free sealed ball-bearings and is very energy efficient.

- Speed controlling can be done with the built-in potentiometer, 0-10 V alt. external control.
- Integrated approved thermal motor protection.
- Motor has insulation class F.
- Enclosure class of the fan is IP 54.
- Junction box has enclosure class IP 54.
- The housing is manufactured from galvanized sheet steel.
- The fan is intended to be installed in a duct system.
- When duct connected the fan can be installed outside or in damp environments.

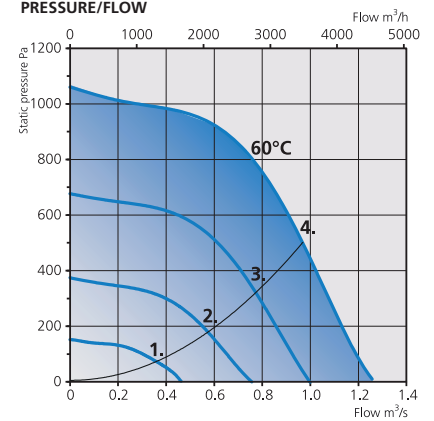
### TECHNICAL DATA

IRB 600x300 E3 EC	Art.no. 7890025
Voltage	400/50 V/Hz
Voltage range	380-480 / 50/60 V/Hz
Phase	3 ~
Current	1.81 A
Power	1160 W
Speed	2500 rpm
Capacitor	- µF
Max. temperature of transported air	60 C°
Max. temperature of transported air when speed controlled	60 C°
Sound pressure level at 3 m	65 dB(A)
Weight	47.6 kg
Wiring diagram	4040147

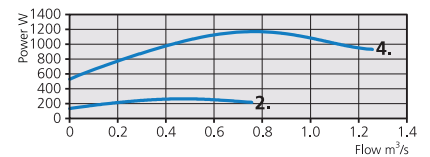
### SOUND DATA

	L <sub>PA</sub>	L <sub>WA</sub> tot dB (A)	63	125	250	500	1K	2K	4K	8K
4. Surrounding 10V	65	72	57	61	71	61	57	53	48	42
4. Outlet 10V		86	73	76	84	77	76	74	69	64
4. Inlet 10V		80	72	74	76	68	62	60	56	53
3. Inlet 8V		77	67	71	75	61	55	53	49	47
2. Inlet 6V		70	61	68	64	52	45	44	40	40
1. Inlet 4V		61	54	59	52	38	33	32	34	22

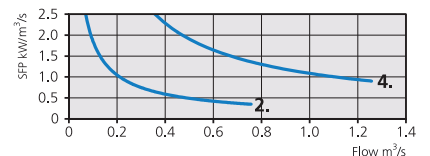
### PRESSURE/FLOW



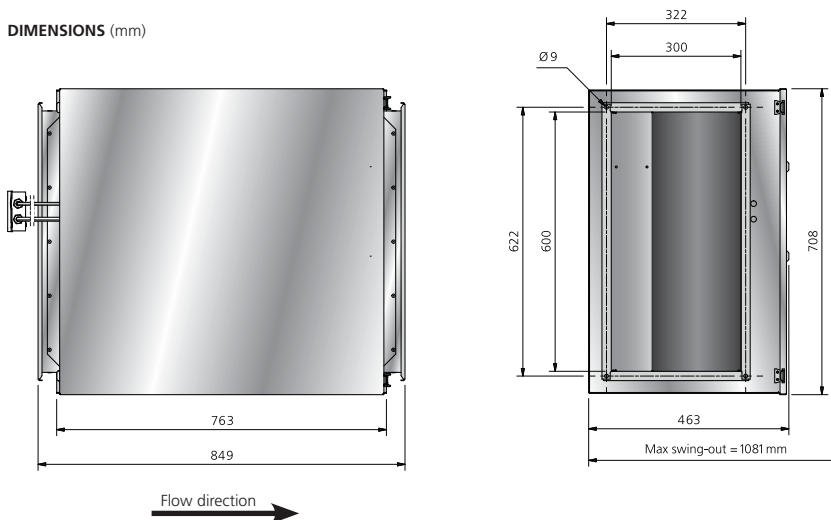
### POWER/FLOW



### SFP



### DIMENSIONS (mm)



### VOLTAGE STEPS

1. 4V    2. 6V    3. 8V    4. 10V

# INSULATED DUCT FANS WITH RECTANGULAR CONNECTIONS

## IRB 600x350 A1 EC



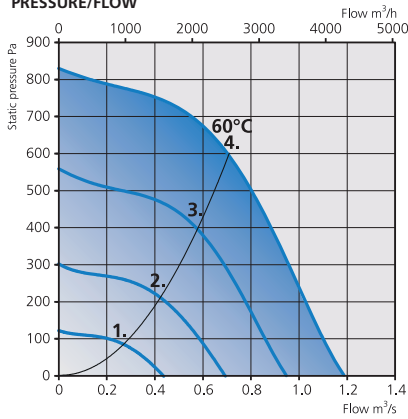
- Insulated duct fan with rectangular connections.
- Equipped with 50 mm of thermal and acoustic insulation makes it ideal for handling cold air.
- Designed for high pressure and long, complicated duct runs.
- The design priorities functionality, durability and longevity.
- The power consumption at highest total efficiency is above 125W and meets the ErP directive.
- Impeller with backward curved blades.
- The external rotor motor has maintenance-free sealed ball-bearings and is very energy efficient.

- Speed controlling can be done with the built-in potentiometer, 0-10 V alt. external control.
- Integrated approved thermal motor protection.
- Motor has insulation class F.
- Enclosure class of the fan is IP 44.
- Junction box has enclosure class IP 54.
- The housing is manufactured from galvanized sheet steel.
- The fan is intended to be installed in a duct system.
- When duct connected the fan can be installed outside or in damp environments.

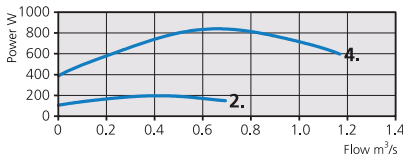
### ACCESSORIES

- Mounting brackets Universal Kit
- Rectangular flexible connection, 600x350, for reducing vibration in ventilation systems
- Speed controller, MS EC
- Pressure regulator

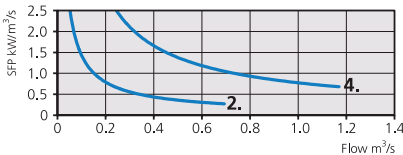
### PRESSURE/FLOW



### POWER/FLOW



### SFP



### VOLTAGE STEPS

1. 4V    2. 6V    3. 8V    4. 10V

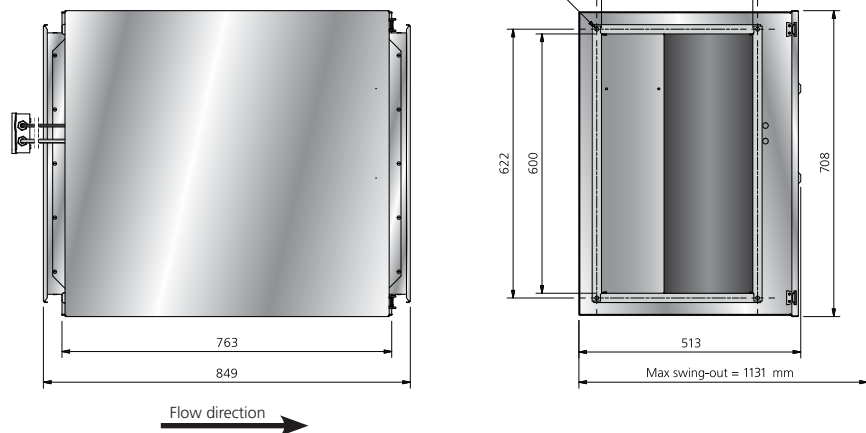
### TECHNICAL DATA

IRB 600x350 A1 EC	Art.no. 7890026
Voltage	230/50 V/Hz
Voltage range	200-277 / 50/60 V/Hz
Phase	1 ~
Current	3.92 A
Power	836 W
Speed	2200 rpm
Capacitor	- µF
Max. temperature of transported air	60 C°
Max. temperature of transported air when speed controlled	60 C°
Sound pressure level at 3 m	64 dB(A)
Weight	49.1 kg
Wiring diagram	4040145

### SOUND DATA

	L <sub>PA</sub>	L <sub>WA</sub> tot dB (A)	63	125	250	500	1K	2K	4K	8K
4. Surrounding 10V	64	71	49	55	70	53	49	49	46	44
4. Outlet 10V		83	66	71	82	70	71	67	63	60
4. Inlet 10V		76	63	69	74	63	56	53	50	48
3. Inlet 8V		74	59	69	72	56	49	47	44	43
2. Inlet 6V		65	55	64	56	45	40	39	36	36
1. Inlet 4V		54	51	50	43	35	29	33	32	17

### DIMENSIONS (mm)



# INSULATED DUCT FANS WITH RECTANGULAR CONNECTIONS



## ACCESSORIES

- Mounting brackets Universal Kit
- Rectangular flexible connection, 600x350, for reducing vibration in ventilation systems
- Speed controller, MS EC
- Pressure regulator

- Insulated duct fan with rectangular connections.
- Equipped with 50 mm of thermal and acoustic insulation makes it ideal for handling cold air.
- Designed for high pressure and long, complicated duct runs.
- The design priorities functionality, durability and longevity.
- The power consumption at highest total efficiency is above 125W and meets the ErP directive.
- Impeller with backward curved blades.
- The external rotor motor has maintenance-free sealed ball-bearings and is very energy efficient.

## IRB 600x350 E3 EC

- Speed controlling can be done with the built-in potentiometer, 0-10 V alt. external control.
- Integrated approved thermal motor protection.
- Motor has insulation class F.
- Enclosure class of the fan is IP 54.
- Junction box has enclosure class IP 54.
- The housing is manufactured from galvanized sheet steel.
- The fan is intended to be installed in a duct system.
- When duct connected the fan can be installed outside or in damp environments.

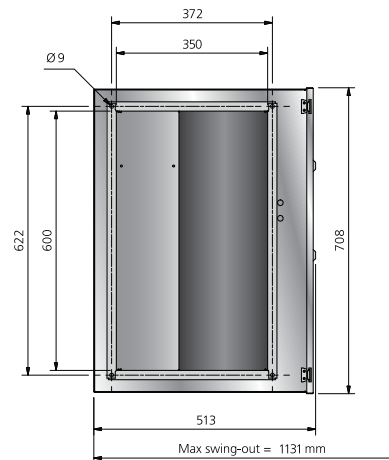
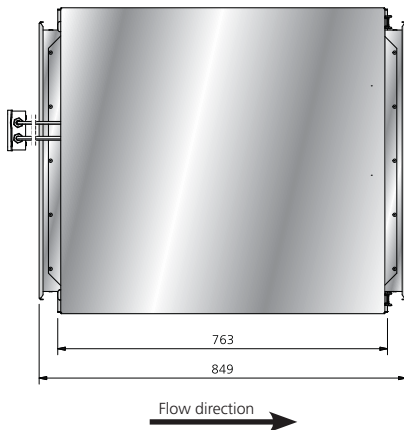
## TECHNICAL DATA

IRB 600x350 E3 EC	Art.no. 7890027
Voltage	400/50 V/Hz
Voltage range	380-480 / 50/60 V/Hz
Phase	3 ~
Current	1.81 A
Power	1170 W
Speed	2500 rpm
Capacitor	- µF
Max. temperature of transported air	60 C°
Max. temperature of transported air when speed controlled	60 C°
Sound pressure level at 3 m	64 dB(A)
Weight	49.1 kg
Wiring diagram	4040147

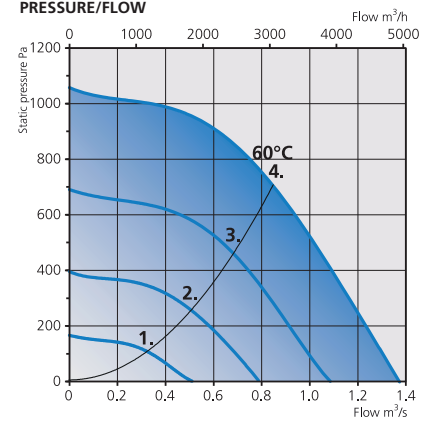
## SOUND DATA

	L <sub>PA</sub>	L <sub>WA</sub> tot dB (A)	63	125	250	500	1K	2K	4K	8K
4. Surrounding 10V	64	71	52	59	70	62	53	48	44	41
4. Outlet 10V		86	71	75	84	76	77	73	68	66
4. Inlet 10V		78	68	73	75	69	63	58	55	52
3. Inlet 8V		76	63	70	74	62	54	51	48	47
2. Inlet 6V		69	58	68	62	52	45	44	39	40
1. Inlet 4V		62	52	61	50	37	35	31	34	21

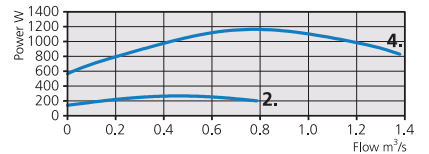
## DIMENSIONS (mm)



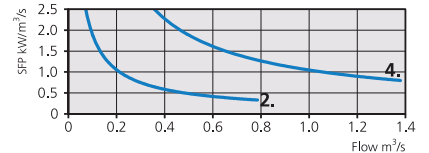
## PRESSURE/FLOW



## POWER/FLOW



## SFP



## VOLTAGE STEPS

1. 4V    2. 6V    3. 8V    4. 10V

# INSULATED DUCT FANS WITH RECTANGULAR CONNECTIONS

## IRB 700x400 B1 EC



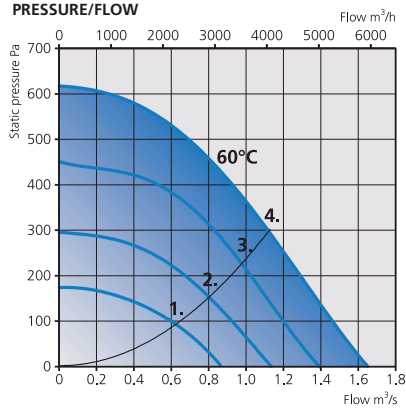
- Insulated duct fan with rectangular connections.
- Equipped with 50 mm of thermal and acoustic insulation makes it ideal for handling cold air.
- Designed for high pressure and long, complicated duct runs.
- The design priorities functionality, durability and longevity.
- The power consumption at highest total efficiency is above 125W and meets the ErP directive.
- Impeller with backward curved blades.
- The external rotor motor has maintenance-free sealed ball-bearings and is very energy efficient.

- Speed controlling can be done with the built-in potentiometer, 0-10 V alt. external control.
- Integrated approved thermal motor protection.
- Motor has insulation class F.
- Enclosure class of the fan is IP 54.
- Junction box has enclosure class IP 54.
- The housing is manufactured from galvanized sheet steel.
- The fan is intended to be installed in a duct system.
- When duct connected the fan can be installed outside or in damp environments.

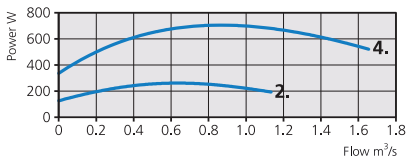
### ACCESSORIES

- Rectangular flexible connection, 700x400, for reducing vibration in ventilation systems
- Speed controller, MS EC
- Pressure regulator

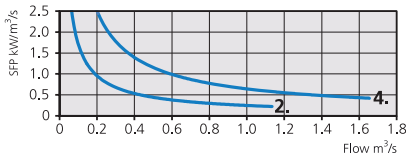
### PRESSURE/FLOW



### POWER/FLOW



### SFP



### VOLTAGE STEPS

1. 5.5V    2. 7V    3. 8.5V    4. 10V

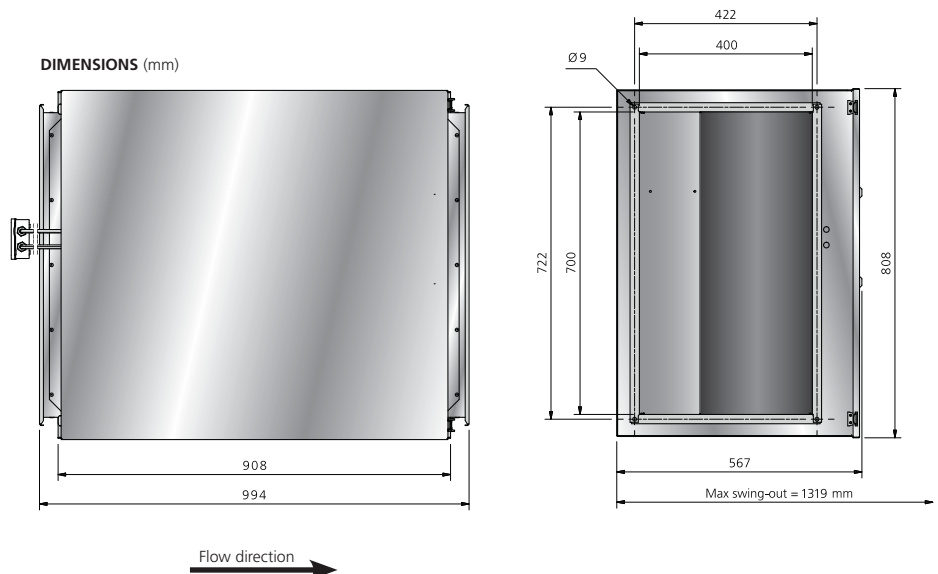
### TECHNICAL DATA

IRB 700x400 B1 EC	Art.no. 7890096
Voltage	230/50 V/Hz
Voltage range	200-277 / 50/60 V/Hz
Phase	1 ~
Current	3.24 A
Power	711 W
Speed	1410 rpm
Capacitor	- µF
Max. temperature of transported air	60 C°
Max. temperature of transported air when speed controlled	60 C°
Sound pressure level at 3 m	58 dB(A)
Weight	59.9 kg
Wiring diagram	4040145

### SOUND DATA

	L <sub>PA</sub>	L <sub>WA</sub> tot dB (A)	63	125	250	500	1K	2K	4K	8K
4. Surrounding 10V	58	65	50	64	59	49	42	40	36	33
4. Outlet 10V		78	64	76	72	67	65	60	59	54
4. Inlet 10V		74	62	72	67	66	60	51	47	44
3. Inlet 8.5V		71	59	69	64	62	55	46	43	40
2. Inlet 7V		68	57	67	60	57	48	41	38	33
1. Inlet 5.5V		59	54	56	53	48	38	36	33	24

### DIMENSIONS (mm)



# INSULATED DUCT FANS WITH RECTANGULAR CONNECTIONS

## IRB 700x400 B3 EC



### ACCESSORIES

- Rectangular flexible connection, 700x400, for reducing vibration in ventilation systems
- Speed controller, MS EC
- Pressure regulator

- Insulated duct fan with rectangular connections.
- Equipped with 50 mm of thermal and acoustic insulation makes it ideal for handling cold air.
- Designed for high pressure and long, complicated duct runs.
- The design priorities functionality, durability and longevity.
- The power consumption at highest total efficiency is above 125W and meets the ErP directive.
- Impeller with backward curved blades.
- The external rotor motor has maintenance-free sealed ball-bearings and is very energy efficient.

- Speed controlling can be done with the built-in potentiometer, 0-10 V alt. external control.
- Integrated approved thermal motor protection.
- Motor has insulation class F.
- Enclosure class of the fan is IP 54.
- Junction box has enclosure class IP 54.
- The housing is manufactured from galvanized sheet steel.
- The fan is intended to be installed in a duct system.
- When duct connected the fan can be installed outside or in damp environments.

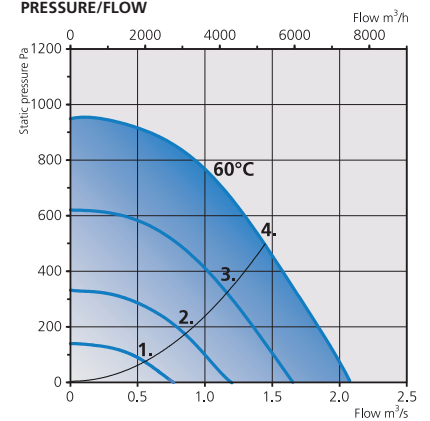
### TECHNICAL DATA

IRB 700x400 B3 EC	Art.no. 7890028
Voltage	400/50 V/Hz
Voltage range	380-480 / 50/60 V/Hz
Phase	3 ~
Current	2.24 A
Power	1440 W
Speed	1800 rpm
Capacitor	- µF
Max. temperature of transported air	60 C°
Max. temperature of transported air when speed controlled	60 C°
Sound pressure level at 3 m	64 dB(A)
Weight	61.5 kg
Wiring diagram	4040147

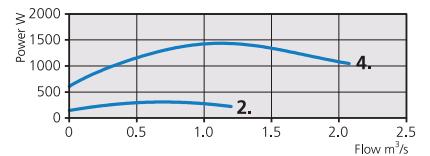
### SOUND DATA

	L <sub>PA</sub>	L <sub>WA</sub> tot dB (A)	63	125	250	500	1K	2K	4K	8K
4. Surrounding 10V	64	71	54	64	69	54	51	48	47	44
4. Outlet 10V		88	72	79	86	76	75	69	65	62
4. Inlet 10V		79	69	74	75	71	67	57	51	47
3. Inlet 8V		75	65	73	67	66	60	50	44	41
2. Inlet 6V		75	65	73	67	66	60	50	44	41
1. Inlet 4V		58	56	52	49	43	32	27	25	16

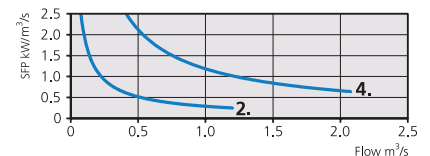
### PRESSURE/FLOW



### POWER/FLOW



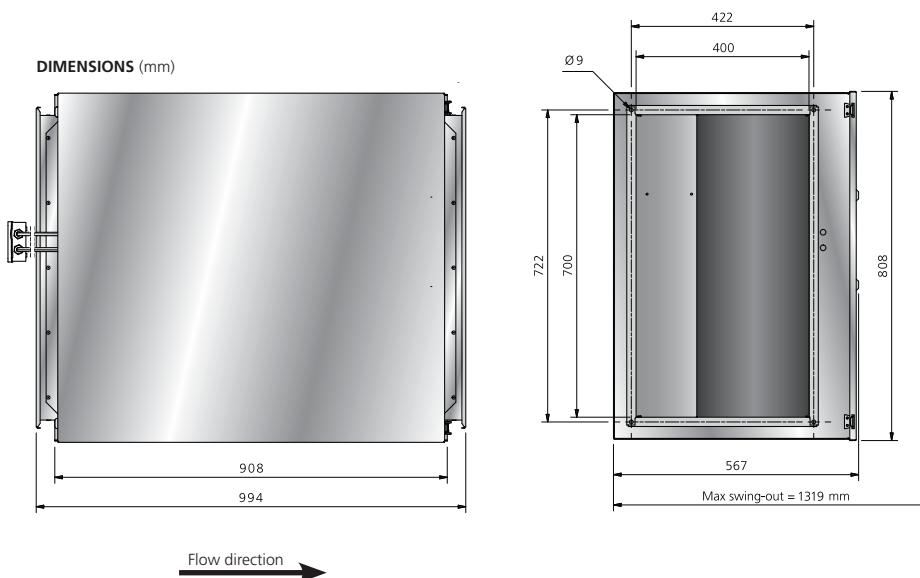
### SFP



### VOLTAGE STEPS

1. 4V    2. 6V    3. 8V    4. 10V

### DIMENSIONS (mm)



# INSULATED DUCT FANS WITH RECTANGULAR CONNECTIONS

## IRB 700x400 E3 EC



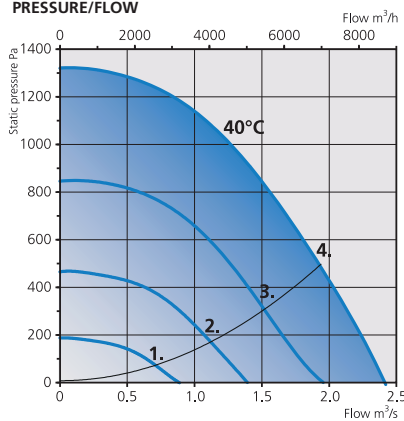
- Insulated duct fan with rectangular connections.
- Equipped with 50 mm of thermal and acoustic insulation makes it ideal for handling cold air.
- Designed for high pressure and long, complicated duct runs.
- The design priorities functionality, durability and longevity.
- The power consumption at highest total efficiency is above 125W and meets the ErP directive.
- Impeller with backward curved blades.
- The external rotor motor has maintenance-free sealed ball-bearings and is very energy efficient.

- Speed controlling can be done with the built-in potentiometer, 0-10 V alt. external control.
- Integrated approved thermal motor protection.
- Motor has insulation class F.
- Enclosure class of the fan is IP 54.
- Junction box has enclosure class IP 54.
- The housing is manufactured from galvanized sheet steel.
- The fan is intended to be installed in a duct system.
- When duct connected the fan can be installed outside or in damp environments.

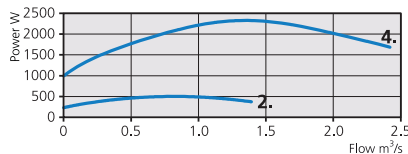
### ACCESSORIES

- Rectangular flexible connection, 700x400, for reducing vibration in ventilation systems
- Speed controller, MS EC
- Pressure regulator

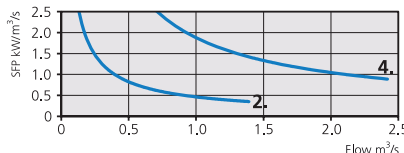
### PRESSURE/FLOW



### POWER/FLOW



### SFP



### VOLTAGE STEPS

1. 4V    2. 6V    3. 8V    4. 10V

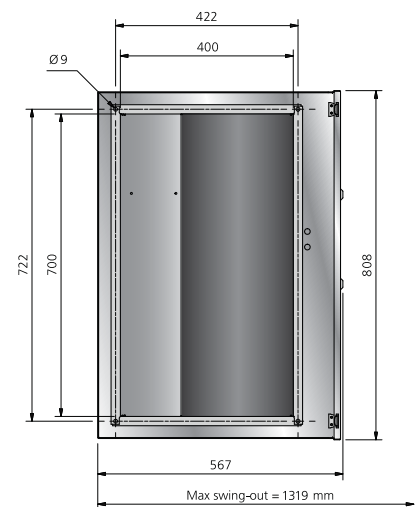
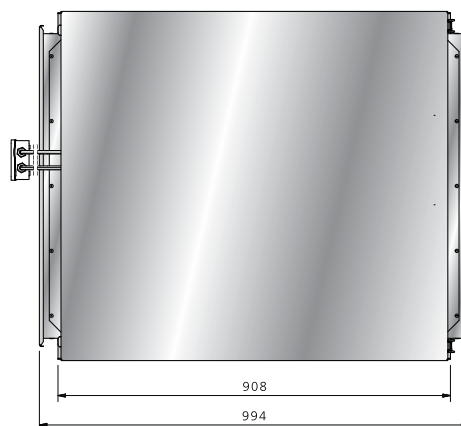
### TECHNICAL DATA

IRB 700x400 E3 EC	Art.no. 7890029
Voltage	400/50 V/Hz
Voltage range	380-480 / 50/60 V/Hz
Phase	3 ~
Current	3.58 A
Power	2320 W
Speed	2120 rpm
Capacitor	- µF
Max. temperature of transported air	40 C°
Max. temperature of transported air when speed controlled	40 C°
Sound pressure level at 3 m	67 dB(A)
Weight	62.9 kg
Wiring diagram	4040147

### SOUND DATA

	L <sub>PA</sub>	L <sub>WA</sub> tot dB (A)	63	125	250	500	1K	2K	4K	8K
4. Surrounding 10V	67	74	60	66	73	60	57	51	47	41
4. Outlet 10V		91	75	81	89	82	81	75	70	68
4. Inlet 10V		84	73	77	80	77	74	66	57	53
3. Inlet 8V		80	68	75	75	72	69	59	51	47
2. Inlet 6V		73	63	70	65	64	58	47	42	38
1. Inlet 4V		63	60	57	54	51	41	45	32	21

### DIMENSIONS (mm)





# INSULATED DUCT FANS WITH RECTANGULAR CONNECTIONS

## IRB 800x500 A3 EC



### ACCESSORIES

- Rectangular flexible connection, 800x500, for reducing vibration in ventilation systems
- Speed controller, MS EC
- Pressure regulator

- Insulated duct fan with rectangular connections.
- Equipped with 50 mm of thermal and acoustic insulation makes it ideal for handling cold air.
- Designed for high pressure and long, complicated duct runs.
- The design priorities functionality, durability and longevity.
- The power consumption at highest total efficiency is above 125W and meets the ErP directive.
- Impeller with backward curved blades.
- The external rotor motor has maintenance-free sealed ball-bearings and is very energy efficient.

- Speed controlling can be done with the built-in potentiometer, 0-10 V alt. external control.
- Integrated approved thermal motor protection.
- Motor has insulation class F.
- Enclosure class of the fan is IP 54.
- Junction box has enclosure class IP 54.
- The housing is manufactured from galvanized sheet steel.
- The fan is intended to be installed in a duct system.
- When duct connected the fan can be installed outside or in damp environments.

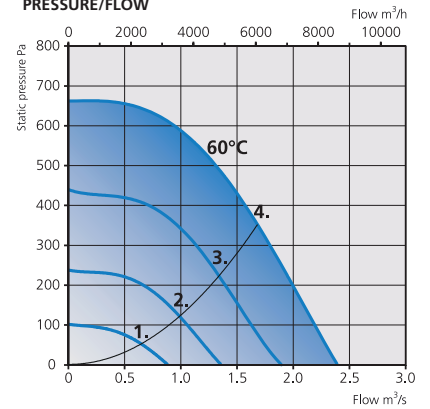
### TECHNICAL DATA

IRB 800x500 A3 EC	Art.no. 7890030
Voltage	400/50 V/Hz
Voltage range	380-480 / 50/60 V/Hz
Phase	3 ~
Current	1.87 A
Power	1200 W
Speed	1400 rpm
Capacitor	- µF
Max. temperature of transported air	60 C°
Max. temperature of transported air when speed controlled	60 C°
Sound pressure level at 3 m	61 dB(A)
Weight	79.6 kg
Wiring diagram	4040147

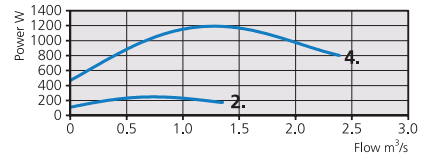
### SOUND DATA

	L <sub>PA</sub>	L <sub>WA</sub> tot dB (A)	63	125	250	500	1K	2K	4K	8K
4. Surrounding 10V	61	68	51	67	60	52	52	48	43	38
4. Outlet 10V		83	68	79	76	72	73	67	66	66
4. Inlet 10V		76	62	76	64	58	56	54	50	51
3. Inlet 8V		70	58	69	58	51	50	48	47	44
2. Inlet 6V		63	59	59	49	40	41	41	42	30
1. Inlet 4V		55	54	46	36	28	31	36	21	15

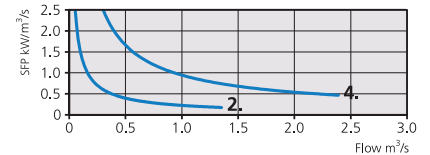
### PRESSURE/FLOW



### POWER/FLOW



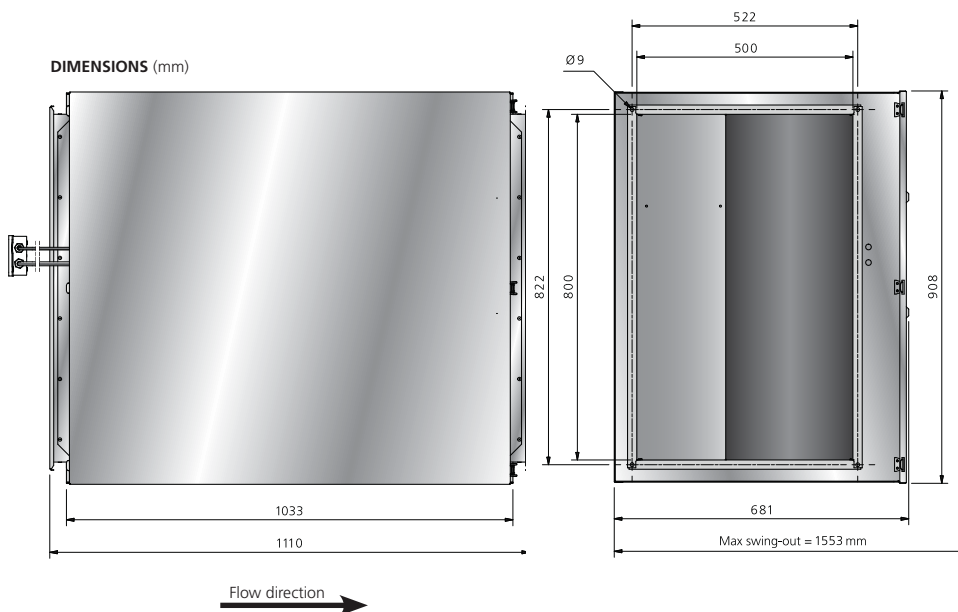
### SFP



### VOLTAGE STEPS

1. 5.5V
2. 7V
3. 8.5V
4. 10V

### DIMENSIONS (mm)



# INSULATED DUCT FANS WITH RECTANGULAR CONNECTIONS

## IRB 800x500 E3 EC



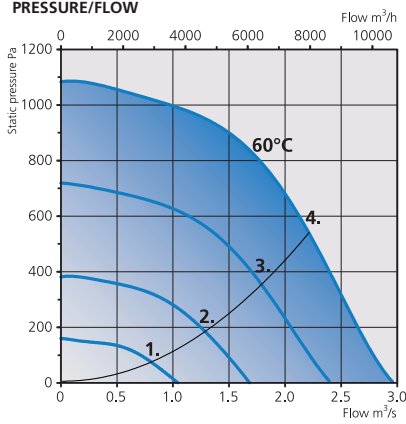
- Insulated duct fan with rectangular connections.
- Equipped with 50 mm of thermal and acoustic insulation makes it ideal for handling cold air.
- Designed for high pressure and long, complicated duct runs.
- The design priorities functionality, durability and longevity.
- The power consumption at highest total efficiency is above 125W and meets the ErP directive.
- Impeller with backward curved blades.
- The external rotor motor has maintenance-free sealed ball-bearings and is very energy efficient.

- Speed controlling can be done with the built-in potentiometer, 0-10 V alt. external control.
- Integrated approved thermal motor protection.
- Motor has insulation class F.
- Enclosure class of the fan is IP 54.
- Junction box has enclosure class IP 54.
- The housing is manufactured from galvanized sheet steel.
- The fan is intended to be installed in a duct system.
- When duct connected the fan can be installed outside or in damp environments.

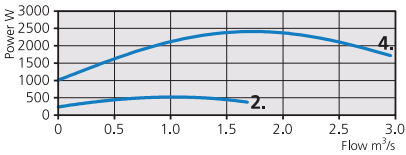
### ACCESSORIES

- Rectangular flexible connection, 800x500, for reducing vibration in ventilation systems
- Speed controller, MS EC
- Pressure regulator

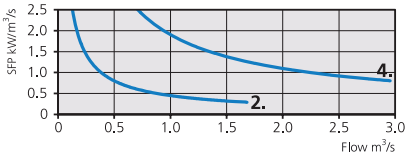
### PRESSURE/FLOW



### POWER/FLOW



### SFP



### VOLTAGE STEPS

1. 4V    2. 6V    3. 8V    4. 10V

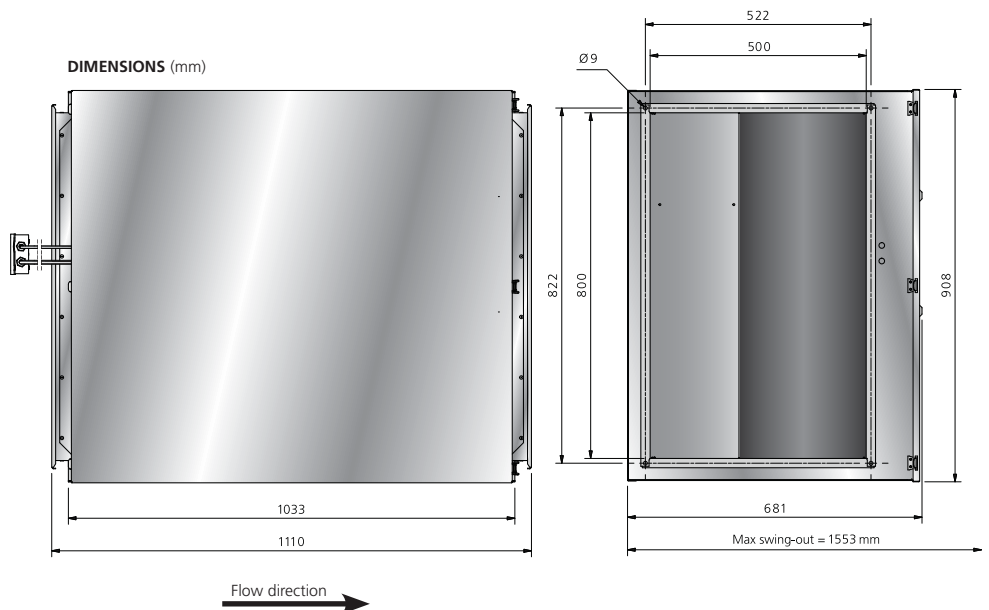
### TECHNICAL DATA

IRB 800x500 E3 EC	Art.no. 7890031
Voltage	400/50 V/Hz
Voltage range	380-480 / 50/60 V/Hz
Phase	3 ~
Current	3.68 A
Power	2420 W
Speed	1800 rpm
Capacitor	- µF
Max. temperature of transported air	60 C°
Max. temperature of transported air when speed controlled	60 C°
Sound pressure level at 3 m	68 dB(A)
Weight	89.4 kg
Wiring diagram	4040147

### SOUND DATA

	L <sub>PA</sub>	L <sub>WA</sub> tot dB (A)	63	125	250	500	1K	2K	4K	8K
4. Surrounding 10V	68	75	58	69	73	59	58	57	54	51
4. Outlet 10V		90	73	82	87	81	82	75	73	73
4. Inlet 10V		81	68	75	78	68	65	62	57	59
3. Inlet 8V		78	63	77	66	60	58	55	51	52
2. Inlet 6V		71	58	70	57	50	49	47	46	44
1. Inlet 4V		57	54	54	44	37	41	37	37	24

### DIMENSIONS (mm)



# INSULATED DUCT FANS WITH RECTANGULAR CONNECTIONS

## IRB 1000x500 B3 EC



### ACCESSORIES

- Rectangular flexible connection, 1000x500, for reducing vibration in ventilation systems
- Speed controller, MS EC
- Pressure regulator

- Insulated duct fan with rectangular connections.
- Equipped with 50 mm of thermal and acoustic insulation makes it ideal for handling cold air.
- Designed for high pressure and long, complicated duct runs.
- The design priorities functionality, durability and longevity.
- The power consumption at highest total efficiency is above 125W and meets the ErP directive.
- Impeller with backward curved blades.
- The external rotor motor has maintenance-free sealed ball-bearings and is very energy efficient.

- Speed controlling can be done with the built-in potentiometer, 0-10 V alt. external control.
- Integrated approved thermal motor protection.
- Motor has insulation class F.
- Enclosure class of the fan is IP 54.
- Junction box has enclosure class IP 54.
- The housing is manufactured from galvanized sheet steel.
- The fan is intended to be installed in a duct system.
- When duct connected the fan can be installed outside or in damp environments.

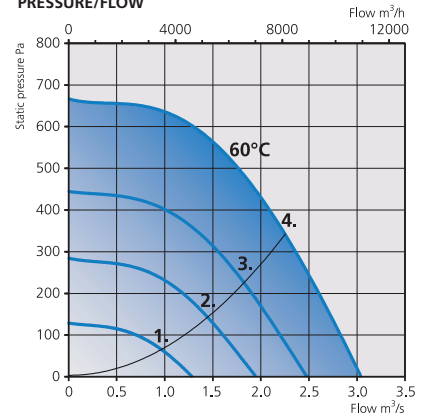
### TECHNICAL DATA

IRB 1000x500 B3 EC	Art.no. 7890033
Voltage	400/50 V/Hz
Voltage range	380-480 / 50/60 V/Hz
Phase	3 ~
Current	2.30 A
Power	1480 W
Speed	1230 rpm
Capacitor	- µF
Max. temperature of transported air	60 C°
Max. temperature of transported air when speed controlled	60 C°
Sound pressure level at 3 m	61 dB(A)
Weight	98.1 kg
Wiring diagram	4040147

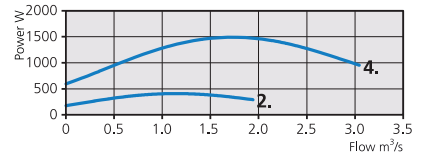
### SOUND DATA

	L <sub>PA</sub>	L <sub>WA</sub> tot dB (A)	63	125	250	500	1K	2K	4K	8K
4. Surrounding 10V	61	68	52	67	57	50	48	48	48	46
4. Outlet 10V		82	68	80	74	71	71	65	62	58
4. Inlet 10V		76	62	75	65	62	56	53	50	47
3. Inlet 8V		72	59	72	60	56	49	48	45	41
2. Inlet 6.5V		65	62	61	54	49	42	42	39	34
1. Inlet 4.5V		52	49	48	41	32	33	33	33	20

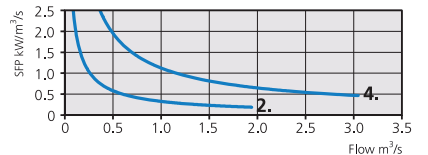
### PRESSURE/FLOW



### POWER/FLOW



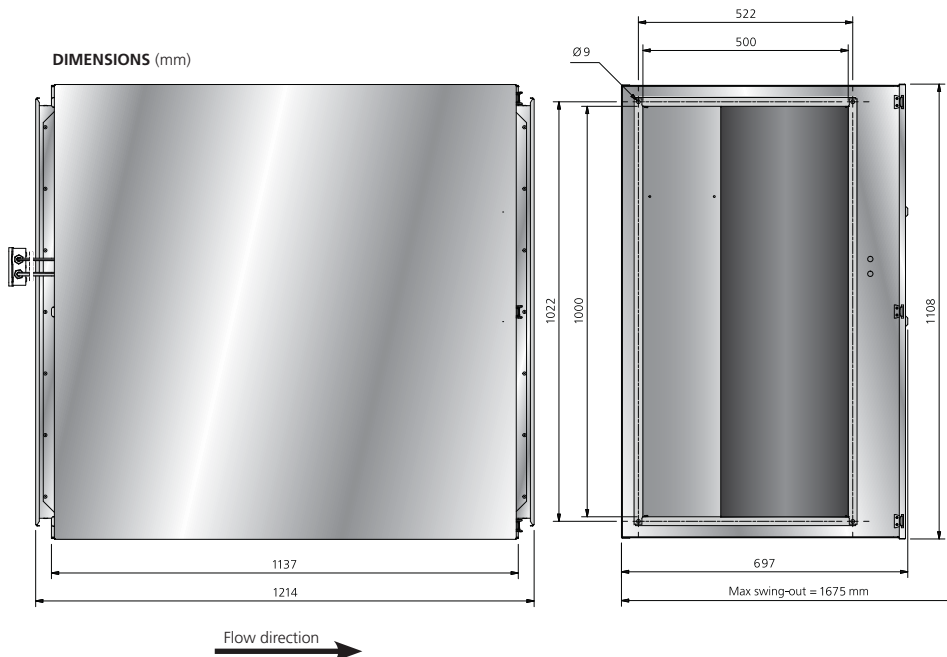
### SFP



### VOLTAGE STEPS

1. 5.5V
2. 7V
3. 8.5V
4. 10V

### DIMENSIONS (mm)



# INSULATED DUCT FANS WITH RECTANGULAR CONNECTIONS

## IRB 1000x500 F3 EC



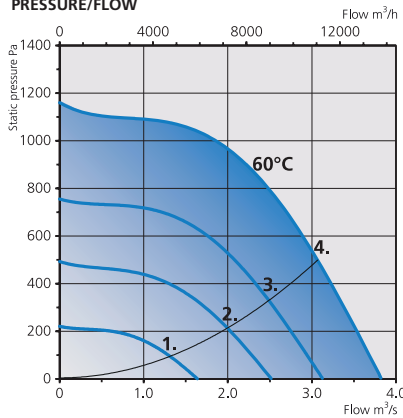
- Insulated duct fan with rectangular connections.
- Equipped with 50 mm of thermal and acoustic insulation makes it ideal for handling cold air.
- Designed for high pressure and long, complicated duct runs.
- The design priorities functionality, durability and longevity.
- The power consumption at highest total efficiency is above 125W and meets the ErP directive.
- Impeller with backward curved blades.
- The external rotor motor has maintenance-free sealed ball-bearings and is very energy efficient.

- Speed controlling can be done with the built-in potentiometer, 0-10 V alt. external control.
- Integrated approved thermal motor protection.
- Motor has insulation class F.
- Enclosure class of the fan is IP 54.
- Junction box has enclosure class IP 54.
- The housing is manufactured from galvanized sheet steel.
- The fan is intended to be installed in a duct system.
- When duct connected the fan can be installed outside or in damp environments.

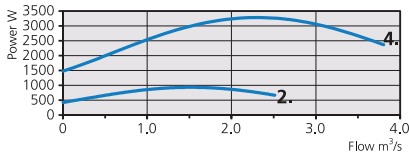
### ACCESSORIES

- Rectangular flexible connection, 800x500, for reducing vibration in ventilation systems
- Speed controller, MS EC
- Pressure regulator

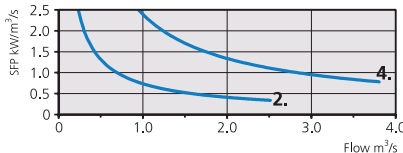
### PRESSURE/FLOW



### POWER/FLOW



### SFP



### VOLTAGE STEPS

1. 5.5V   2. 7V   3. 8.5V   4. 10V

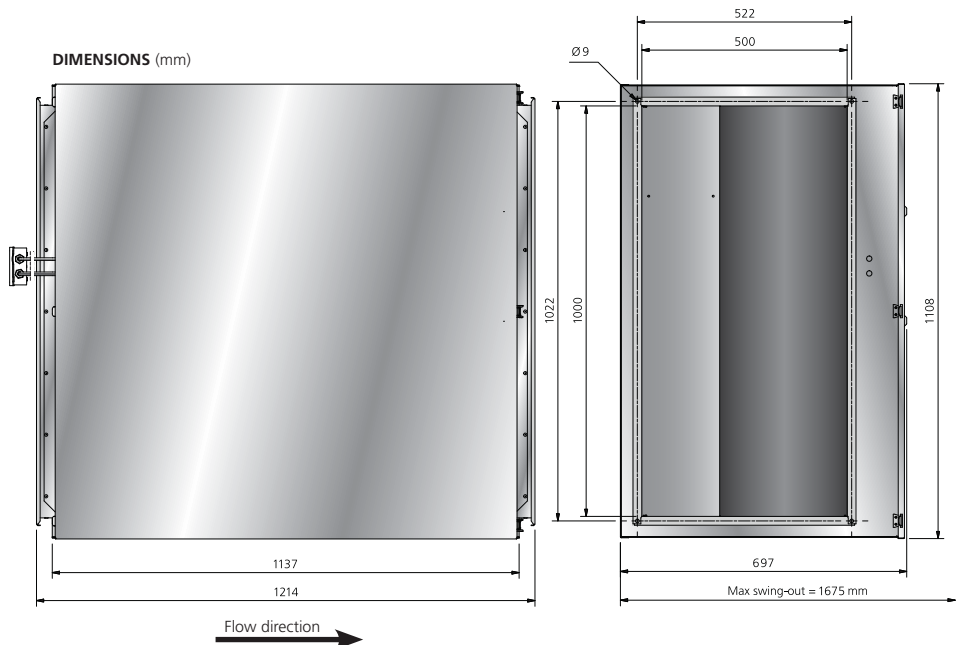
### TECHNICAL DATA

IRB 1000x500 F3 EC	Art.no. 7890032
Voltage	400/50 V/Hz
Voltage range	380-480 / 50/60 V/Hz
Phase	3 ~
Current	4.98 A
Power	3260 W
Speed	1630 rpm
Capacitor	- µF
Max. temperature of transported air	60 C°
Max. temperature of transported air when speed controlled	60 C°
Sound pressure level at 3 m	69 dB(A)
Weight	110.0 kg
Wiring diagram	4040147

### SOUND DATA

	L <sub>PA</sub>	L <sub>WA</sub> tot dB (A)	63	125	250	500	1K	2K	4K	8K
4. Surrounding 10V	69	76	62	73	71	62	57	56	54	48
4. Outlet 10V		90	74	85	84	81	82	75	72	68
4. Inlet 10V		80	67	77	73	70	67	63	60	56
3. Inlet 8V		78	63	77	67	65	60	57	53	52
2. Inlet 6.5V		73	60	72	62	59	52	50	48	44
1. Inlet 4.5V		61	58	57	51	44	46	42	40	31

### DIMENSIONS (mm)



# DUCT FANS WITH RECTANGULAR CONNECTIONS

## UNINSULATED



**RK** ..... 152  
The RK has proven performance and reliability. Designed to cope with high pressure and long ducts. RK is available with AC motor. Airflows up to 9.100 m<sup>3</sup>/h (2.50 m<sup>3</sup>/s).

**RKB** ..... 172  
The RKB is compact with high capacity and very good efficiency. RKB is available with AC or EC motor. Airflows up to 14.100 m<sup>3</sup>/h (3.90 m<sup>3</sup>/s).

## INSULATED



**IRB** ..... 210  
The IRB, equipped with 50 mm of thermal and acoustic insulation makes it ideal for handling cold air. Designed for high pressure and long, complicated duct runs. IRB is available with AC or EC motor. Airflows up to 13.300 m<sup>3</sup>/h (3.70 m<sup>3</sup>/s).

**IRE** ..... 242  
The IRE, equipped with 50 mm of thermal and acoustic insulation makes it ideal for handling cold air. Designed for high pressure and long, complicated duct runs. IRE is available with AC motor. Airflows up to 8.200 m<sup>3</sup>/h (2.30 m<sup>3</sup>/s).



# INSULATED DUCT FANS WITH RECTANGULAR CONNECTIONS

## IRE 40x20 D1 AC



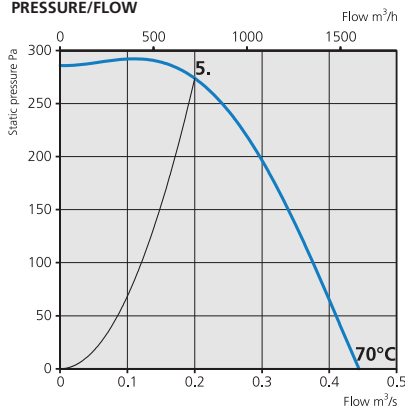
- Insulated duct fan with rectangular connections.
- Equipped with 50 mm of thermal and acoustic insulation makes it ideal for handling cold air.
- Designed for high pressure and long duct runs..
- The design priorities functionality, durability and longevity.
- Impeller with forward curved blades.
- The external rotor motor has maintenance-free sealed ball-bearings.
- Integrated approved thermal motor protection.
- Motor has insulation class F.

- Enclosure class of the fan is IP 44.
- Junction box has enclosure class IP 54.
- For speed control a transformer or electric speed controller can be connected.
- The housing is manufactured from galvanized sheet steel.
- The fan is intended to be installed in a duct system.
- When duct connected the fan can be installed outside or in damp environments.
- This product is not approved for use in the EU, EFTA or EEA countries.

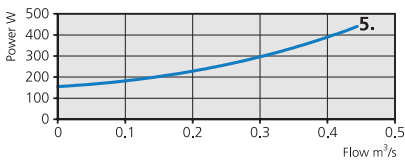
### ACCESSORIES

- Mounting brackets Universal Kit
- Rectangular flexible connection, 400x200, for reducing vibration in ventilation systems
- Transformer VRDE 2, VRTE 2
- Electronic speed controller, VRS 2.0

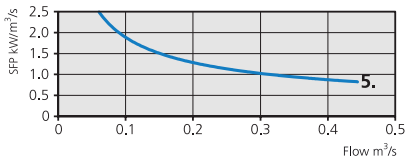
### PRESSURE/FLOW



### POWER/FLOW



### SFP



### TRANSFORMER STEPS

1. 80V   2. 110V   3. 135V   4. 165V   5. 230V

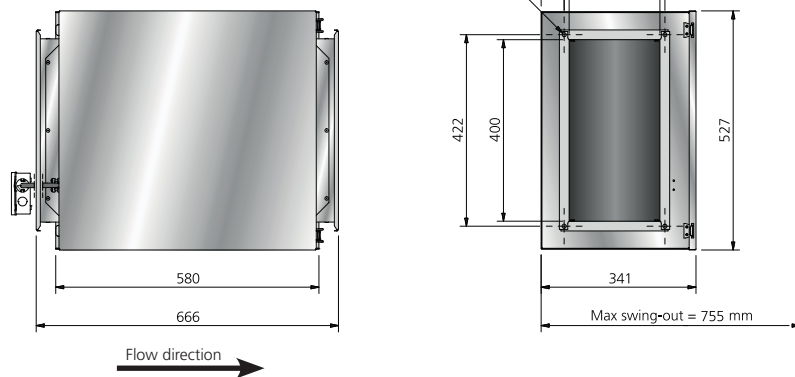
### TECHNICAL DATA

IRE 40x20 D1 AC	Art.no. 7900113
Voltage	230/50 V/Hz
Voltage range	220-240/50 V/Hz
Phase	1 ~
Current	1.72 A
Power	438 W
Speed	1300 rpm
Capacitor	8 µF
Max. temperature of transported air	70 C°
Max. temperature of transported air when speed controlled	70 C°
Sound pressure level at 3 m	42 dB(A)
Weight	26.1 kg
Wiring diagram	4040005

### SOUND DATA

	L <sub>pA</sub>	L <sub>WA</sub> tot dB (A)	63	125	250	500	1K	2K	4K	8K
5. Surrounding 230V	42	49	40	38	44	47	38	36	30	27
5. Outlet 230V		74	55	63	67	71	68	65	58	47
5. Inlet 230V		62	46	54	59	57	51	45	42	33

### DIMENSIONS (mm)





# INSULATED DUCT FANS WITH RECTANGULAR CONNECTIONS



## IRE 40x20 D3 ErP AC

### ACCESSORIES

- Mounting brackets Universal Kit
- Rectangular flexible connection, 400x200, for reducing vibration in ventilation systems
- Transformer VRDT 2, VRTT 1

- Insulated duct fan with rectangular connections.
- Equipped with 50 mm of thermal and acoustic insulation makes it ideal for handling cold air.
- Designed for high pressure and long duct runs..
- The design priorities functionality, durability and longevity.
- The power consumption at highest total efficiency is above 125W and meets the ErP directive.
- Impeller with forward curved blades.
- The external rotor motor has maintenance-free sealed ball-bearings.

- Integrated approved thermal motor protection.
- Motor has insulation class F.
- Enclosure class of the fan is IP 54.
- Junction box has enclosure class IP 54.
- For speed control a transformer or electric speed controller can be connected.
- The housing is manufactured from galvanized sheet steel.
- The fan is intended to be installed in a duct system.
- When duct connected the fan can be installed outside or in damp environments.

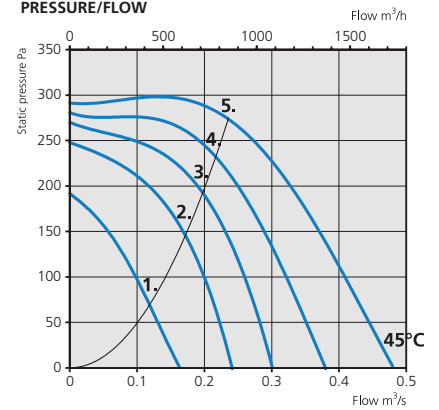
### TECHNICAL DATA

<b>IRE 40x20 D3 ErP AC</b>	<b>Art.no. 7900035</b>
<b>Voltage</b>	Y 400/Δ 230 / 50 V/Hz
<b>Voltage range</b>	380-415/50 V/Hz
<b>Phase</b>	3 ~
<b>Current</b>	0.90 / 1.57 A
<b>Power</b>	465 W
<b>Speed</b>	1310 rpm
<b>Capacitor</b>	- μF
<b>Max. temperature of transported air</b>	45 C°
<b>Max. temperature of transported air when speed controlled</b>	45 C°
<b>Sound pressure level at 3 m</b>	45 dB(A)
<b>Weight</b>	26.4 kg
<b>Wiring diagram</b>	Y 4040004 / Δ 4040003

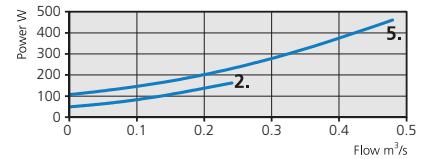
### SOUND DATA

	$L_{pA}$	$L_{WA}$ tot dB (A)	63	125	250	500	1K	2K	4K	8K
<b>5. Surrounding 400V</b>	45	52	40	37	50	43	44	41	38	33
<b>5. Outlet 400V</b>		78	63	66	70	71	71	70	69	62
<b>5. Inlet 400V</b>		61	53	57	57	46	42	45	43	36
<b>4. Inlet 240V</b>		64	53	59	59	56	49	46	44	38
<b>3. Inlet 185V</b>		62	52	57	56	53	46	44	42	35
<b>2. Inlet 145V</b>		59	49	54	54	50	42	40	38	30
<b>1. Inlet 95V</b>		50	42	46	45	40	30	30	25	15

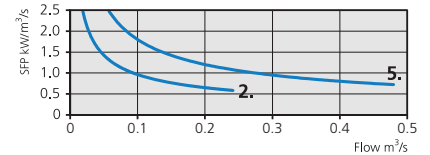
### PRESSURE/FLOW



### POWER/FLOW



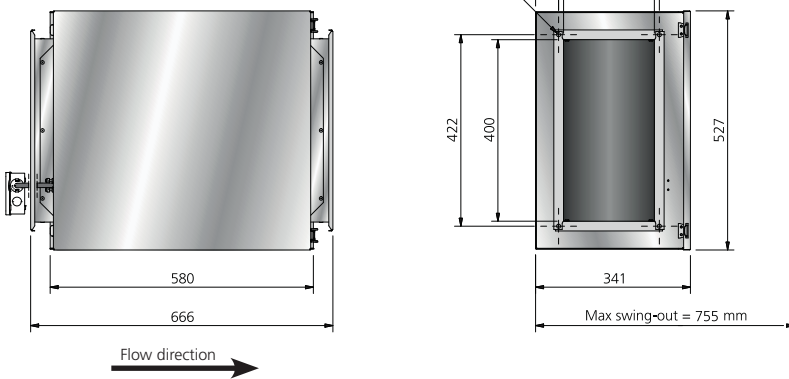
### SFP



### TRANSFORMER STEPS

1. 95V
2. 145V
3. 185V
4. 240V
5. 400V

### DIMENSIONS (mm)



# INSULATED DUCT FANS WITH RECTANGULAR CONNECTIONS

## IRE 50x25 B1 AC



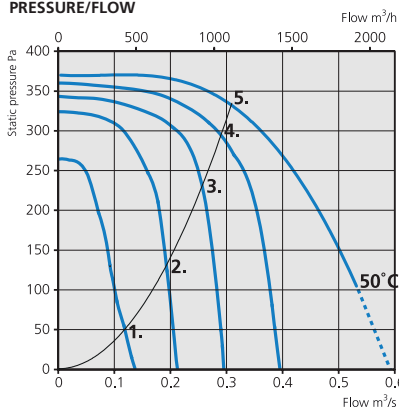
- Insulated duct fan with rectangular connections.
- Equipped with 50 mm of thermal and acoustic insulation makes it ideal for handling cold air.
- Designed for high pressure and long duct runs..
- The design priorities functionality, durability and longevity.
- Impeller with forward curved blades.
- The external rotor motor has maintenance-free sealed ball-bearings.
- Integrated approved thermal motor protection.
- Motor has insulation class F.

- Enclosure class of the fan is IP 44.
- Junction box has enclosure class IP 54.
- For speed control a transformer or electric speed controller can be connected.
- The housing is manufactured from galvanized sheet steel.
- The fan is intended to be installed in a duct system.
- When duct connected the fan can be installed outside or in damp environments.
- This product is not approved for use in the EU, EFTA or EEA countries.

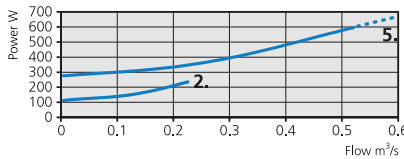
### ACCESSORIES

- Mounting brackets Universal Kit
- Rectangular flexible connection, 500x250, for reducing vibration in ventilation systems
- Transformer VRDE 3, VRTE 3
- Electronic speed controller, VRS 4.0

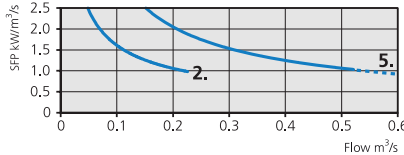
### PRESSURE/FLOW



### POWER/FLOW



### SFP



### TRANSFORMER STEPS

1. 80V    2. 110V    3. 135V    4. 165V    5. 230V

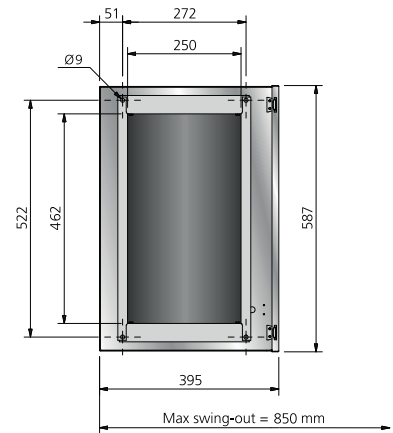
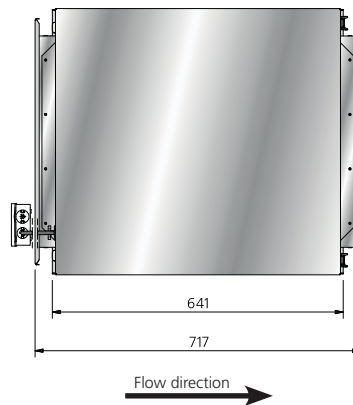
### TECHNICAL DATA

IRE 50x25 B1 AC	Art.no. 7900120
Voltage	230/50 V/Hz
Voltage range	220-240/50 V/Hz
Phase	1 ~
Current	3.00 A
Power	620 W
Speed	1330 rpm
Capacitor	12 µF
Max. temperature of transported air	50 C°
Max. temperature of transported air when speed controlled	50 C°
Sound pressure level at 3 m	37 dB(A)
Weight	32.5 kg
Wiring diagram	4040005

### SOUND DATA

	L <sub>pA</sub>	L <sub>WA</sub> tot dB (A)	63	125	250	500	1K	2K	4K	8K
5. Surrounding 230V	37	44	31	39	37	32	31	33	35	39
5. Outlet 230V		65	54	55	57	61	59	54	51	40
5. Inlet 230V		57	50	55	50	45	40	38	32	24

### DIMENSIONS (mm)







# INSULATED DUCT FANS WITH RECTANGULAR CONNECTIONS



## IRE 50x25 B3 ErP AC

### ACCESSORIES

- Mounting brackets Universal Kit
- Rectangular flexible connection, 500x250, for reducing vibration in ventilation systems
- Transformer VRDT 2, VRTT 2

- Insulated duct fan with rectangular connections.
- Equipped with 50 mm of thermal and acoustic insulation makes it ideal for handling cold air.
- Designed for high pressure and long duct runs..
- The design priorities functionality, durability and longevity.
- The power consumption at highest total efficiency is above 125W and meets the ErP directive.
- Impeller with forward curved blades.
- The external rotor motor has maintenance-free sealed ball-bearings.

- Integrated approved thermal motor protection.
- Motor has insulation class F.
- Enclosure class of the fan is IP 54.
- Junction box has enclosure class IP 54.
- For speed control a transformer or electric speed controller can be connected.
- The housing is manufactured from galvanized sheet steel.
- The fan is intended to be installed in a duct system.
- When duct connected the fan can be installed outside or in damp environments.

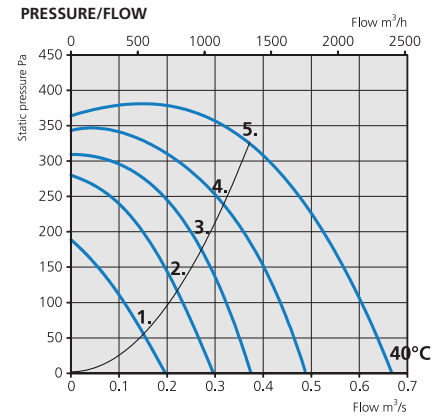
### TECHNICAL DATA

IRE 50x25 B3 ErP AC	Art.no. 7900241
Voltage	Y 400/Δ 230 / 50 V/Hz
Voltage range	380-415/50 V/Hz
Phase	3 ~
Current	1.50 / 2.61 A
Power	723 W
Speed	1240 rpm
Capacitor	- μF
Max. temperature of transported air	40 C°
Max. temperature of transported air when speed controlled	40 C°
Sound pressure level at 3 m	48 dB(A)
Weight	37.8 kg
Wiring diagram	Y 4040004 / Δ 4040003

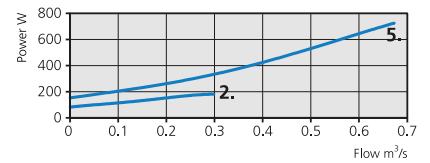
### SOUND DATA

	L <sub>PA</sub>	L <sub>WA</sub> tot dB (A)	63	125	250	500	1K	2K	4K	8K
5. Surrounding 400V	48	55	42	45	50	46	48	47	42	37
5. Outlet 400V		82	64	68	70	74	77	74	73	66
5. Inlet 400V		64	58	59	58	49	49	49	48	41
4. Inlet 240V		62	57	56	56	49	47	49	48	41
3. Inlet 185V		58	52	52	53	46	43	44	44	35
2. Inlet 145V		54	48	49	49	42	38	39	38	28
1. Inlet 95V		47	40	42	43	33	27	28	24	13

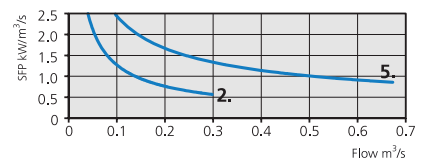
### PRESSURE/FLOW



### POWER/FLOW



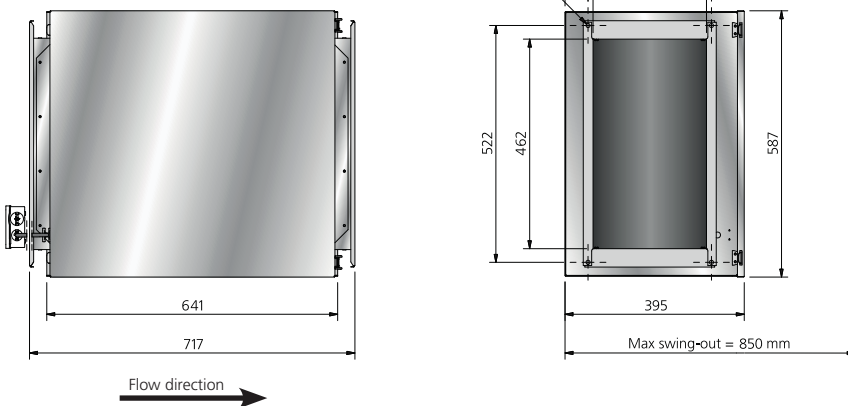
### SFP



### TRANSFORMER STEPS

1. 95V
2. 145V
3. 185V
4. 240V
5. 400V

### DIMENSIONS (mm)



# INSULATED DUCT FANS WITH RECTANGULAR CONNECTIONS

## IRE 50x30 C1 ErP AC



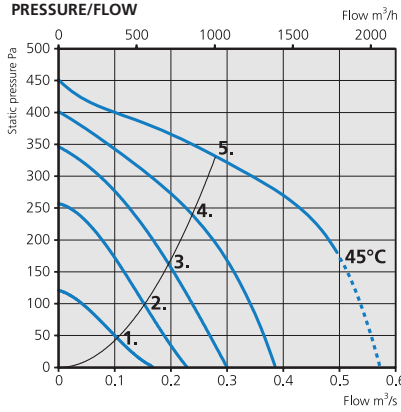
- Insulated duct fan with rectangular connections.
- Equipped with 50 mm of thermal and acoustic insulation makes it ideal for handling cold air.
- Designed for high pressure and long duct runs..
- The design priorities functionality, durability and longevity.
- The power consumption at highest total efficiency is above 125W and meets the ErP directive.
- Double inlet radial fan with forward curved impeller.
- The external rotor motor has maintenance-free sealed ball-bearings.

- Integrated approved thermal motor protection.
- Motor has insulation class F.
- Enclosure class of the fan is IP 44.
- Junction box has enclosure class IP 54.
- For speed control a transformer or electric speed controller can be connected.
- The housing is manufactured from galvanized sheet steel.
- The fan is intended to be installed in a duct system.
- When duct connected the fan can be installed outside or in damp environments.

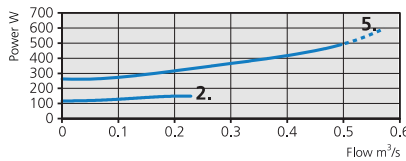
### ACCESSORIES

- Mounting brackets Universal Kit
- Rectangular flexible connection, 500x300, for reducing vibration in ventilation systems
- Transformer VRDE 3, VRTE 3
- Electronic speed controller, VRS 4.0

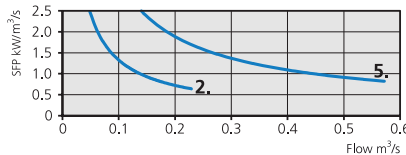
### PRESSURE/FLOW



### POWER/FLOW



### SFP



### TRANSFORMER STEPS

1. 80V 2. 110V 3. 135V 4. 165V 5. 230V

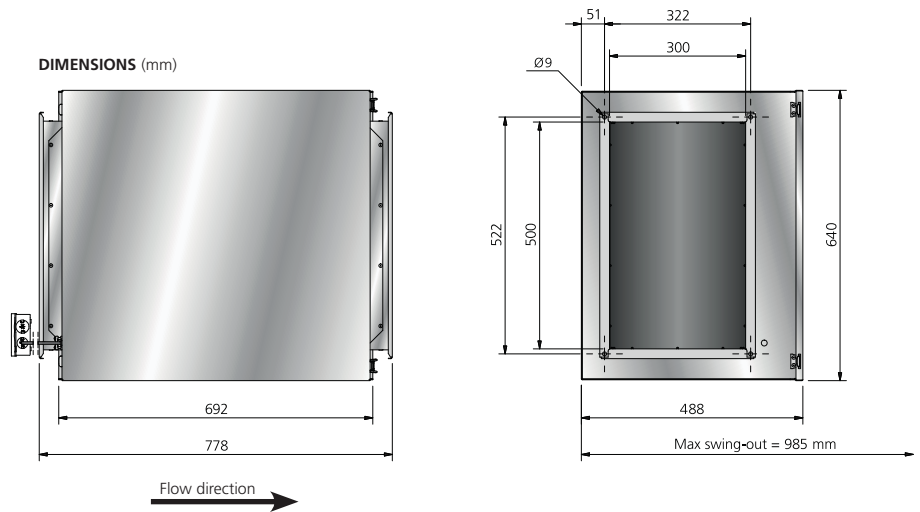
### TECHNICAL DATA

IRE 50x30 C1 ErP AC	Art.no. 7900146
Voltage	230/50 V/Hz
Voltage range	220-240/50 V/Hz
Phase	1 ~
Current	2.30 A
Power	540 W
Speed	1850 rpm
Capacitor	5 µF
Max. temperature of transported air	45 C°
Max. temperature of transported air when speed controlled	45 C°
Sound pressure level at 3 m	39 dB(A)
Weight	34.1 kg
Wiring diagram	4040021

### SOUND DATA

	L <sub>PA</sub>	L <sub>WA</sub> tot dB (A)	63	125	250	500	1K	2K	4K	8K
5. Surrounding 230V	39	46	32	37	38	42	39	34	33	27
5. Outlet 230V		76	59	64	63	65	69	73	68	60
5. Inlet 230V		67	54	61	61	57	55	58	54	48

### DIMENSIONS (mm)





# INSULATED DUCT FANS WITH RECTANGULAR CONNECTIONS

## IRE 50x30 F1 AC

### ACCESSORIES

- Mounting brackets Universal Kit
- Rectangular flexible connection, 500x300, for reducing vibration in ventilation systems
- Transformer VRDE 7, VRTE 5

- Insulated duct fan with rectangular connections.
- Equipped with 50 mm of thermal and acoustic insulation makes it ideal for handling cold air.
- Designed for high pressure and long duct runs..
- The design priorities functionality, durability and longevity.
- Impeller with forward curved blades.
- The external rotor motor has maintenance-free sealed ball-bearings.
- Integrated approved thermal motor protection.
- Motor has insulation class F.

- Enclosure class of the fan is IP 44.
- Junction box has enclosure class IP 54.
- For speed control a transformer or electric speed controller can be connected.
- The housing is manufactured from galvanized sheet steel.
- The fan is intended to be installed in a duct system.
- When duct connected the fan can be installed outside or in damp environments.
- This product is not approved for use in the EU, EFTA or EEA countries.

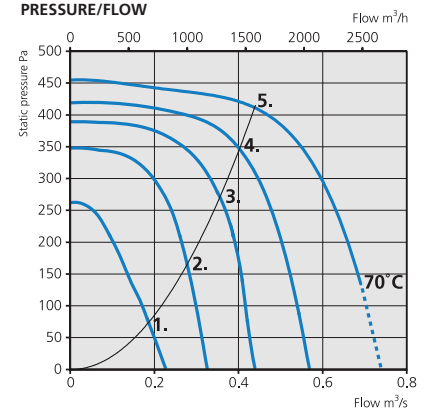
### TECHNICAL DATA

IRE 50x30 F1 AC	Art.no. 7900122
Voltage	230/50 V/Hz
Voltage range	220-240/50 V/Hz
Phase	1 ~
Current	4.70 A
Power	1000 W
Speed	1200 rpm
Capacitor	20 µF
Max. temperature of transported air	70 C°
Max. temperature of transported air when speed controlled	70 C°
Sound pressure level at 3 m	46 dB(A)
Weight	52.1 kg
Wiring diagram	4040005

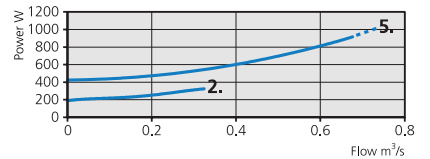
### SOUND DATA

	L <sub>PA</sub>	L <sub>WA</sub> tot dB (A)	63	125	250	500	1K	2K	4K	8K
5. Surrounding 230V	46	53	46	46	49	45	45	43	43	41
5. Outlet 230V		78	67	67	69	71	74	69	68	60
5. Inlet 230V		68	58	63	65	58	57	56	53	45

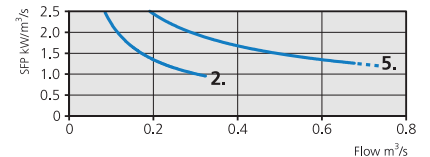
### PRESSURE/FLOW



### POWER/FLOW



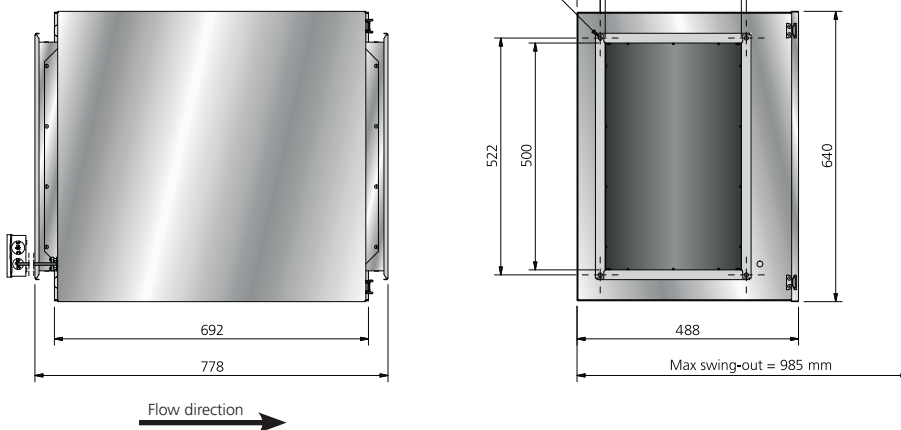
### SFP



### TRANSFORMER STEPS


1. 80V 2. 110V 3. 135V 4. 165V 5. 230V

### DIMENSIONS (mm)



# INSULATED DUCT FANS WITH RECTANGULAR CONNECTIONS

## IRE 50x30 F3 ErP AC

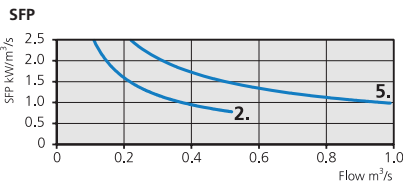
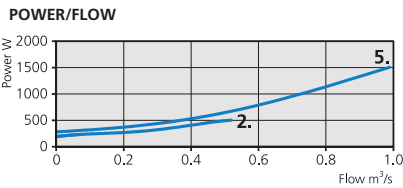
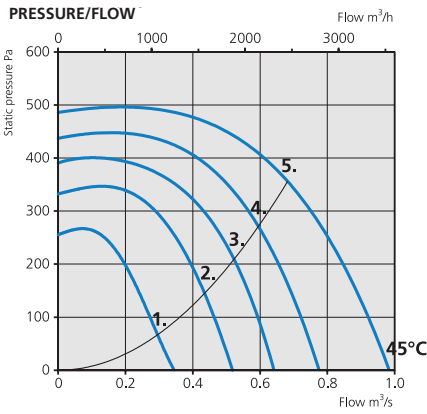


- Insulated duct fan with rectangular connections.
- Equipped with 50 mm of thermal and acoustic insulation makes it ideal for handling cold air.
- Designed for high pressure and long duct runs..
- The design priorities functionality, durability and longevity.
- The power consumption at highest total efficiency is above 125W and meets the ErP directive.
- Impeller with forward curved blades.
- The external rotor motor has maintenance-free sealed ball-bearings.

- Integrated approved thermal motor protection.
- Motor has insulation class F.
- Enclosure class of the fan is IP 44.
- Junction box has enclosure class IP 54.
- For speed control a transformer or electric speed controller can be connected.
- The housing is manufactured from galvanized sheet steel.
- The fan is intended to be installed in a duct system.
- When duct connected the fan can be installed outside or in damp environments.

### ACCESSORIES

- Rectangular flexible connection, 500x300, for reducing vibration in ventilation systems
- Transformer VRDT 4, VRTT 4



### TRANSFORMER STEPS

1. 95V    2. 145V    3. 185V    4. 240V    5. 400V

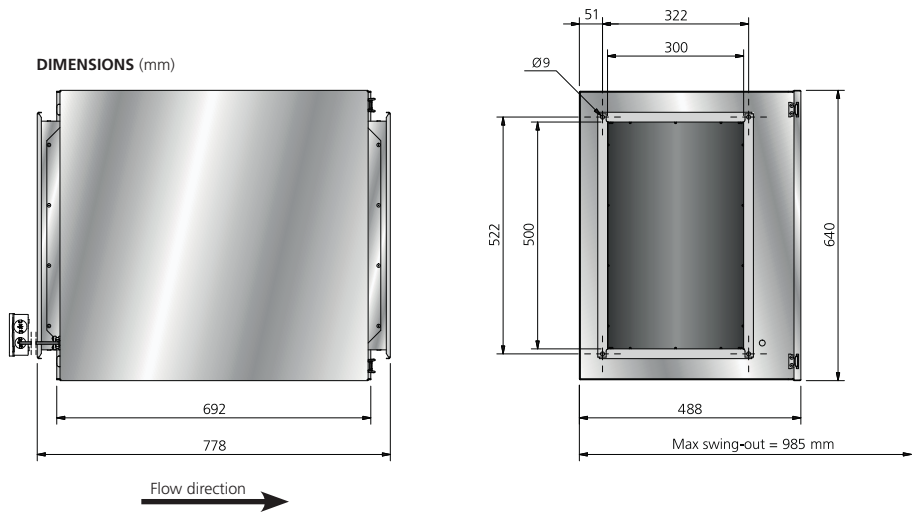
### TECHNICAL DATA

IRE 50x30 F3 ErP AC	Art.no. 7900242
<b>Voltage</b>	Y 400/Δ 230 / 50 V/Hz
<b>Voltage range</b>	380-415/50 V/Hz
<b>Phase</b>	3 ~
<b>Current</b>	2.79 / 4.85 A
<b>Power</b>	1500 W
<b>Speed</b>	1300 rpm
<b>Capacitor</b>	- μF
<b>Max. temperature of transported air</b>	45 C°
<b>Max. temperature of transported air when speed controlled</b>	45 C°
<b>Sound pressure level at 3 m</b>	53 dB(A)
<b>Weight</b>	55.2 kg
<b>Wiring diagram</b>	Y 4040004 / Δ 4040003

### SOUND DATA

	$L_{pA}$	$L_{wA}$ tot dB (A)	63	125	250	500	1K	2K	4K	8K
5. Surrounding 400V	53	60	45	50	56	52	53	49	48	38
5. Outlet 400V		90	68	76	80	80	83	84	83	77
5. Inlet 400V		75	65	73	67	60	61	63	61	56
4. Inlet 240V		71	63	68	64	56	58	59	57	52
3. Inlet 185V		69	62	66	61	53	55	56	54	48
2. Inlet 145V		65	58	61	56	49	50	52	49	42
1. Inlet 95V		56	50	52	47	42	40	43	39	28

### DIMENSIONS (mm)





# INSULATED DUCT FANS WITH RECTANGULAR CONNECTIONS



## IRE 60x35 A3 ErP AC

### ACCESSORIES

- Rectangular flexible connection, 600x350, for reducing vibration in ventilation systems
- Transformer VRDT 4, VRTT 4

- Insulated duct fan with rectangular connections.
- Equipped with 50 mm of thermal and acoustic insulation makes it ideal for handling cold air.
- Designed for high pressure and long duct runs..
- The design priorities functionality, durability and longevity.
- The power consumption at highest total efficiency is above 125W and meets the ErP directive.
- Impeller with forward curved blades.
- The external rotor motor has maintenance-free sealed ball-bearings.

- Integrated approved thermal motor protection.
- Motor has insulation class F.
- Enclosure class of the fan is IP 44.
- Junction box has enclosure class IP 54.
- For speed control a transformer or electric speed controller can be connected.
- The housing is manufactured from galvanized sheet steel.
- The fan is intended to be installed in a duct system.
- When duct connected the fan can be installed outside or in damp environments.

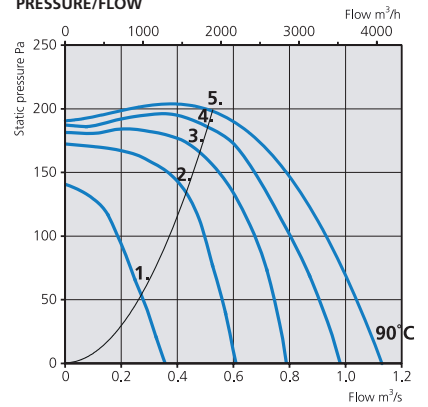
### TECHNICAL DATA

IRE 60x35 A3 ErP AC	Art.no. 7900051
Voltage	Y 400/Δ 230 / 50 V/Hz
Voltage range	380-415/50 V/Hz
Phase	3 ~
Current	2.00 / 3.48 A
Power	540 W
Speed	690 rpm
Capacitor	- μF
Max. temperature of transported air	80 C°
Max. temperature of transported air when speed controlled	80 C°
Sound pressure level at 3 m	42 dB(A)
Weight	71.9 kg
Wiring diagram	Y 4040004 / Δ 4040003

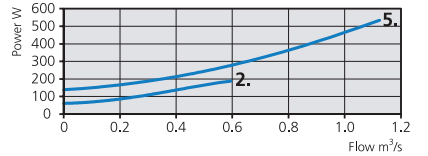
### SOUND DATA

	L <sub>PA</sub>	L <sub>WA</sub> tot dB (A)	63	125	250	500	1K	2K	4K	8K
5. Surrounding 400V	42	49	42	36	44	46	41	39	39	37
5. Outlet 400V		73	58	59	63	68	68	67	65	51
5. Inlet 400V		62	55	57	56	53	52	53	50	38

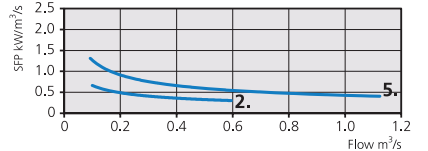
### PRESSURE/FLOW



### POWER/FLOW



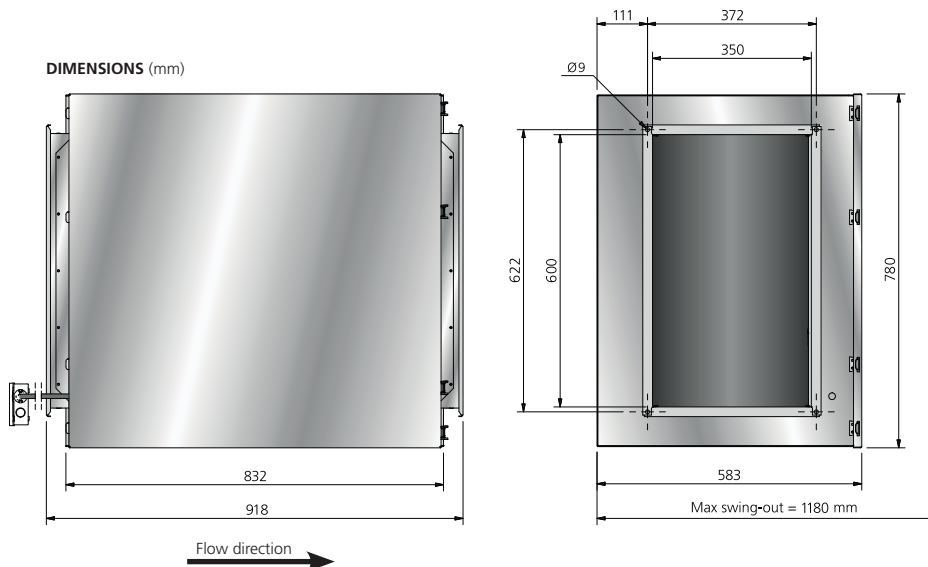
### SFP



### TRANSFORMER STEPS


1. 95V 2. 145V 3. 185V 4. 240V 5. 400V

### DIMENSIONS (mm)



# INSULATED DUCT FANS WITH RECTANGULAR CONNECTIONS

## IRE 60x35 C3 ErP AC



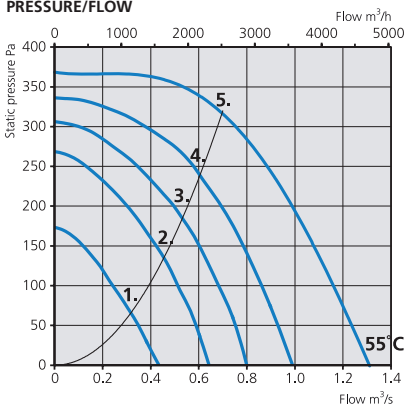
- Insulated duct fan with rectangular connections.
- Equipped with 50 mm of thermal and acoustic insulation makes it ideal for handling cold air.
- Designed for high pressure and long duct runs..
- The design priorities functionality, durability and longevity.
- The power consumption at highest total efficiency is above 125W and meets the ErP directive.
- Impeller with forward curved blades.
- The external rotor motor has maintenance-free sealed ball-bearings.

- Integrated approved thermal motor protection.
- Motor has insulation class F.
- Enclosure class of the fan is IP 44.
- Junction box has enclosure class IP 54.
- For speed control a transformer or electric speed controller can be connected.
- The housing is manufactured from galvanized sheet steel.
- The fan is intended to be installed in a duct system.
- When duct connected the fan can be installed outside or in damp environments.

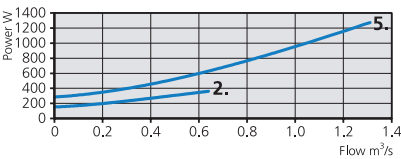
### ACCESSORIES

- Rectangular flexible connection, 600x350, for reducing vibration in ventilation systems
- Transformer VRDT 4, VRTT 4

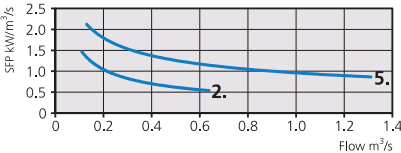
### PRESSURE/FLOW



### POWER/FLOW



### SFP



### TRANSFORMER STEPS

1. 95V    2. 145V    3. 185V    4. 240V    5. 400V

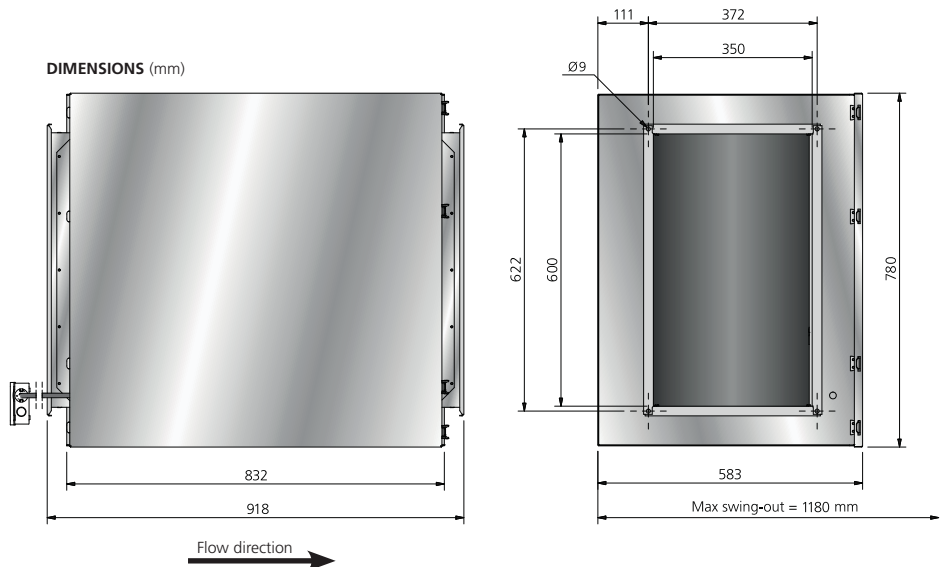
### TECHNICAL DATA

IRE 60x35 C3 ErP AC	Art.no. 7900053
Voltage	Y 400/Δ 230 / 50 V/Hz
Voltage range	380-415/50 V/Hz
Phase	3 ~
Current	2.60 / 4.50 A
Power	1300 W
Speed	800 rpm
Capacitor	- μF
Max. temperature of transported air	55 C°
Max. temperature of transported air when speed controlled	55 C°
Sound pressure level at 3 m	44 dB(A)
Weight	71.8 kg
Wiring diagram	Y 4040004 / Δ 4040003

### SOUND DATA

	L <sub>PA</sub>	L <sub>WA</sub> tot dB (A)	63	125	250	500	1K	2K	4K	8K
5. Surrounding 400V	44	51	43	41	44	45	46	39	38	38
5. Outlet 400V		80	59	64	66	70	75	74	74	67
5. Inlet 400V		69	59	62	59	59	62	61	62	55

### DIMENSIONS (mm)





# INSULATED DUCT FANS WITH RECTANGULAR CONNECTIONS

## IRE 60x35 D1 AC

### ACCESSORIES

- Rectangular flexible connection, 500x300, for reducing vibration in ventilation systems
- Transformer VRDE 13, VRTE 13

- Insulated duct fan with rectangular connections.
- Equipped with 50 mm of thermal and acoustic insulation makes it ideal for handling cold air.
- Designed for high pressure and long duct runs..
- The design priorities functionality, durability and longevity.
- Impeller with forward curved blades.
- The external rotor motor has maintenance-free sealed ball-bearings.
- Integrated approved thermal motor protection.
- Motor has insulation class F.

- Enclosure class of the fan is IP 44.
- Junction box has enclosure class IP 54.
- For speed control a transformer or electric speed controller can be connected.
- The housing is manufactured from galvanized sheet steel.
- The fan is intended to be installed in a duct system.
- When duct connected the fan can be installed outside or in damp environments.
- This product is not approved for use in the EU, EFTA or EEA countries.

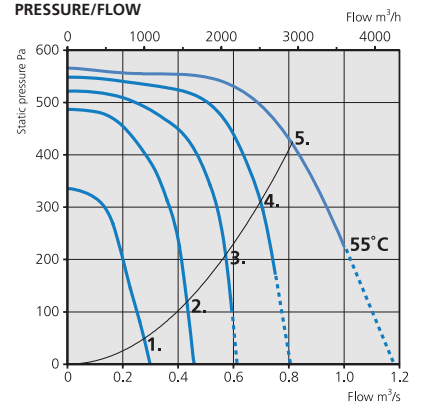
### TECHNICAL DATA

IRE 60x35 D1 AC	Art.no. 7900124
Voltage	230/50 V/Hz
Voltage range	220-240/50 V/Hz
Phase	1 ~
Current	8.00 A
Power	1780 W
Speed	1280 rpm
Capacitor	30 µF
Max. temperature of transported air	55 C°
Max. temperature of transported air when speed controlled	55 C°
Sound pressure level at 3 m	52 dB(A)
Weight	69.7 kg
Wiring diagram	4040005

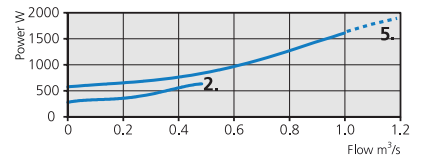
### SOUND DATA

	L <sub>PA</sub>	L <sub>WA</sub> tot dB (A)	63	125	250	500	1K	2K	4K	8K
5. Surrounding 230V	52	59	53	48	54	53	52	52	50	43
5. Outlet 230V		86	67	72	75	77	82	81	78	68
5. Inlet 230V		73	64	67	69	62	65	65	61	53

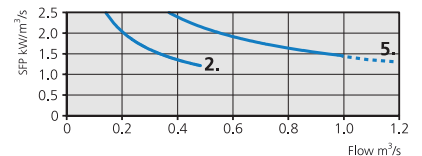
### PRESSURE/FLOW



### POWER/FLOW



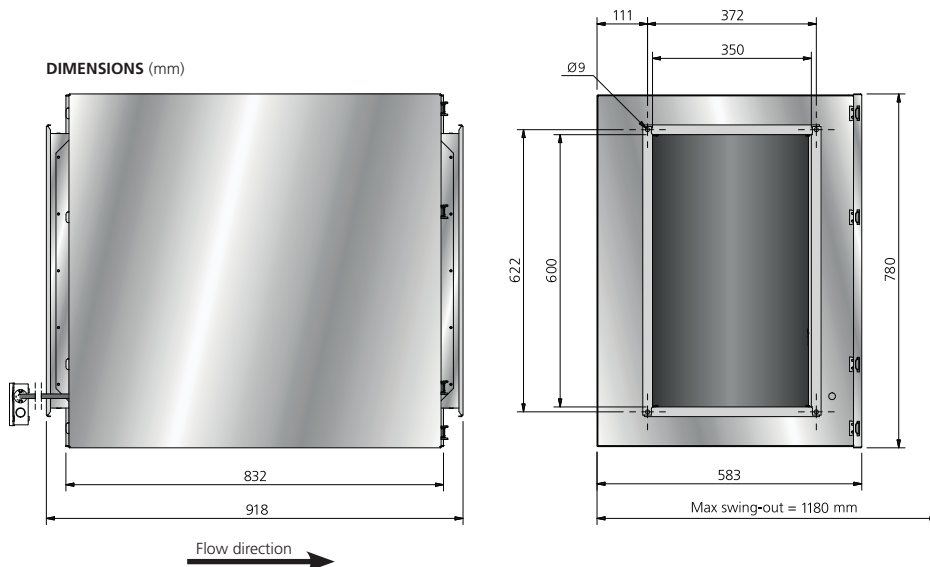
### SFP



### TRANSFORMER STEPS

1. 80V
2. 110V
3. 135V
4. 165V
5. 230V

### DIMENSIONS (mm)



# INSULATED DUCT FANS WITH RECTANGULAR CONNECTIONS

## IRE 60x35 E3 ErP AC



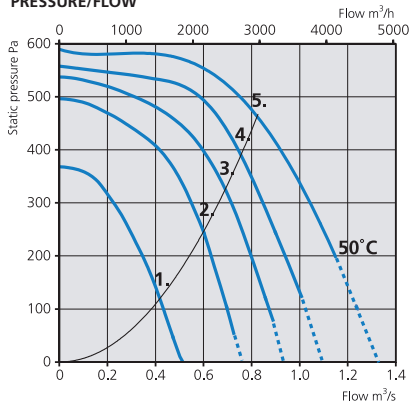
- Insulated duct fan with rectangular connections.
- Equipped with 50 mm of thermal and acoustic insulation makes it ideal for handling cold air.
- Designed for high pressure and long duct runs..
- The design priorities functionality, durability and longevity.
- The power consumption at highest total efficiency is above 125W and meets the ErP directive.
- Impeller with forward curved blades.
- The external rotor motor has maintenance-free sealed ball-bearings.

- Integrated approved thermal motor protection.
- Motor has insulation class F.
- Enclosure class of the fan is IP 44.
- Junction box has enclosure class IP 54.
- For speed control a transformer or electric speed controller can be connected.
- The housing is manufactured from galvanized sheet steel.
- The fan is intended to be installed in a duct system.
- When duct connected the fan can be installed outside or in damp environments.

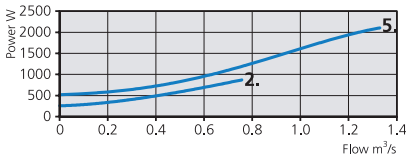
### ACCESSORIES

- Rectangular flexible connection, 600x350, for reducing vibration in ventilation systems
- Transformer VRDT 7, VRTT 7

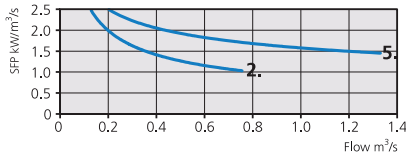
### PRESSURE/FLOW



### POWER/FLOW



### SFP



### TRANSFORMER STEPS

1. 95V    2. 145V    3. 185V    4. 240V    5. 400V

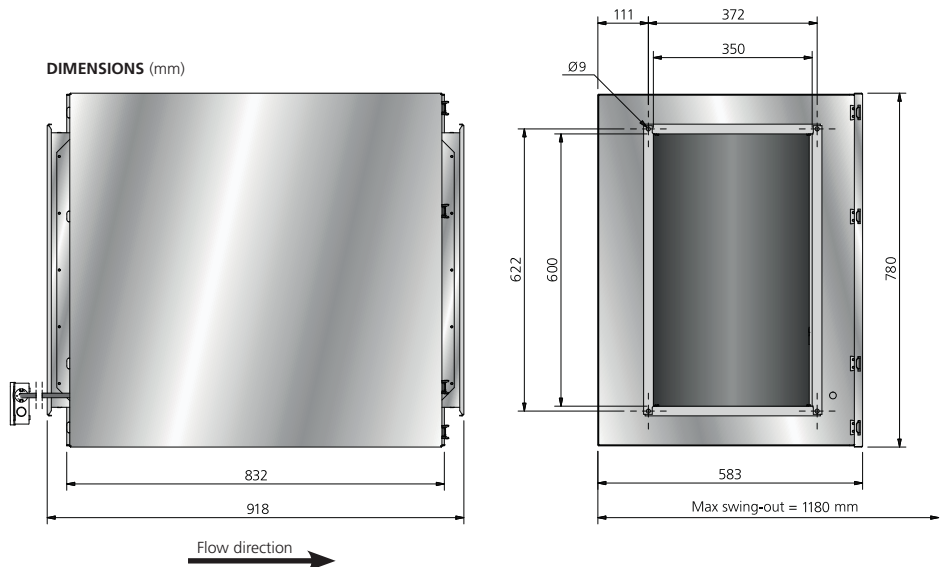
### TECHNICAL DATA

IRE 60x35 E3 ErP AC	Art.no. 7900055
<b>Voltage</b>	Y 400/Δ 230 / 50 V/Hz
<b>Voltage range</b>	380-415/50 V/Hz
<b>Phase</b>	3 ~
<b>Current</b>	4.00 / 6.90 A
<b>Power</b>	1880 W
<b>Speed</b>	1380 rpm
<b>Capacitor</b>	- µF
<b>Max. temperature of transported air</b>	50 C°
<b>Max. temperature of transported air when speed controlled</b>	50 C°
<b>Sound pressure level at 3 m</b>	52 dB(A)
<b>Weight</b>	68.5 kg
<b>Wiring diagram</b>	Y 4040004 / Δ 4040003

### SOUND DATA

	L <sub>pA</sub>	L <sub>WA</sub> tot dB (A)	63	125	250	500	1K	2K	4K	8K
<b>5. Surrounding 400V</b>	52	59	53	47	52	52	53	53	51	45
<b>5. Outlet 400V</b>		87	67	72	75	78	83	81	78	68
<b>5. Inlet 400V</b>		73	64	68	65	64	66	66	63	55

### DIMENSIONS (mm)





# INSULATED DUCT FANS WITH RECTANGULAR CONNECTIONS

## IRE 60x35 F3 ErP AC



### ACCESSORIES

- Rectangular flexible connection, 600x350, for reducing vibration in ventilation systems
- Transformer VRDT 7, VRTT 7

- Insulated duct fan with rectangular connections.
- Equipped with 50 mm of thermal and acoustic insulation makes it ideal for handling cold air.
- Designed for high pressure and long duct runs..
- The design priorities functionality, durability and longevity.
- The power consumption at highest total efficiency is above 125W and meets the ErP directive.
- Impeller with forward curved blades.
- The external rotor motor has maintenance-free sealed ball-bearings.

- Integrated approved thermal motor protection.
- Motor has insulation class F.
- Enclosure class of the fan is IP 44.
- Junction box has enclosure class IP 54.
- For speed control a transformer or electric speed controller can be connected.
- The housing is manufactured from galvanized sheet steel.
- The fan is intended to be installed in a duct system.
- When duct connected the fan can be installed outside or in damp environments.

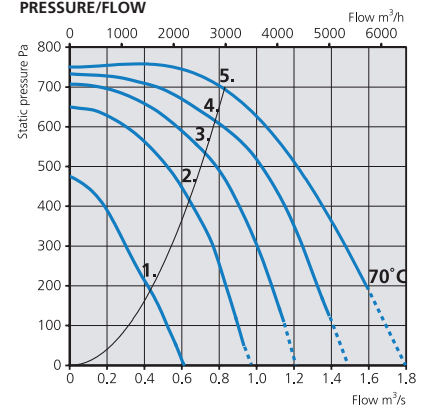
### TECHNICAL DATA

IRE 60x35 F3 ErP AC	Art.no. 7900056
Voltage	Y 400/Δ 230 / 50 V/Hz
Voltage range	380-415/50 V/Hz
Phase	3 ~
Current	5.80 / 10.00 A
Power	3400 W
Speed	1390 rpm
Capacitor	- μF
Max. temperature of transported air	70 C°
Max. temperature of transported air when speed controlled	70 C°
Sound pressure level at 3 m	55 dB(A)
Weight	81.7 kg
Wiring diagram	Y 4040004 / Δ 4040003

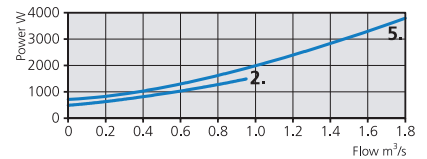
### SOUND DATA

	L <sub>PA</sub>	L <sub>WA</sub> tot dB (A)	63	125	250	500	1K	2K	4K	8K
5. Surrounding 400V	55	62	55	51	56	54	55	56	55	49
5. Outlet 400V		88	67	73	75	78	85	82	79	69
5. Inlet 400V		77	67	72	68	64	69	71	67	59

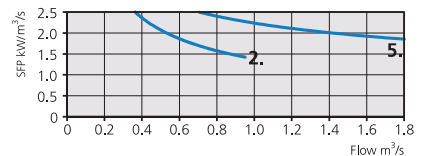
### PRESSURE/FLOW



### POWER/FLOW



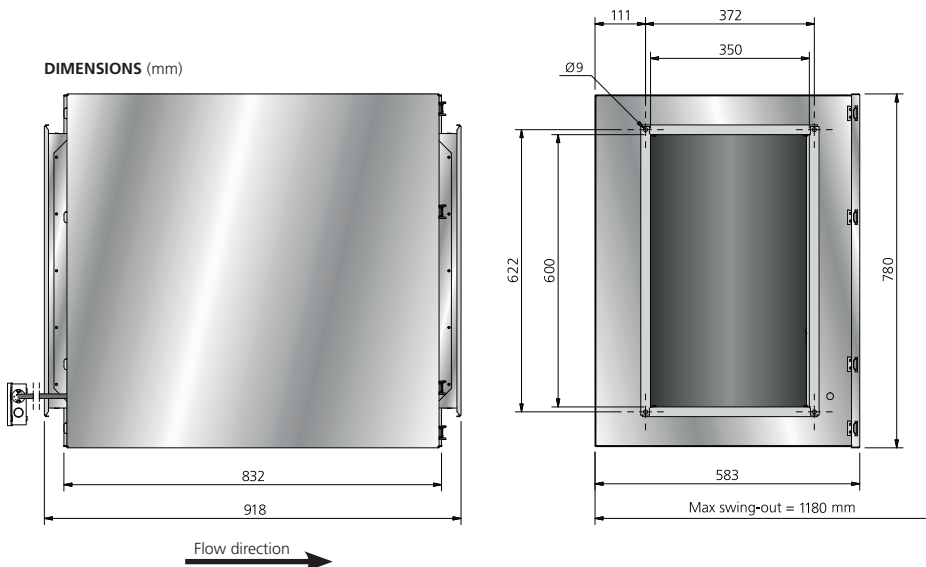
### SFP



### TRANSFORMER STEPS

1. 95V
2. 145V
3. 185V
4. 240V
5. 400V

### DIMENSIONS (mm)



# INSULATED DUCT FANS WITH RECTANGULAR CONNECTIONS

## IRE 80x50 A3 ErP AC



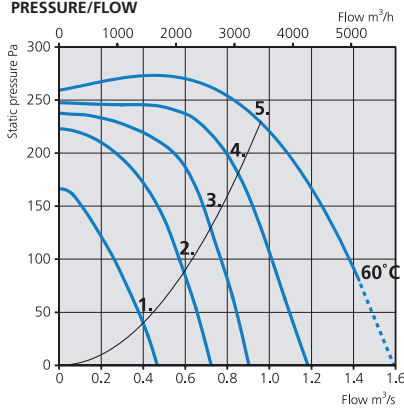
- Insulated duct fan with rectangular connections.
- Equipped with 50 mm of thermal and acoustic insulation makes it ideal for handling cold air.
- Designed for high pressure and long duct runs..
- The design priorities functionality, durability and longevity.
- The power consumption at highest total efficiency is above 125W and meets the ErP directive.
- Impeller with forward curved blades.
- The external rotor motor has maintenance-free sealed ball-bearings.

- Integrated approved thermal motor protection.
- Motor has insulation class F.
- Enclosure class of the fan is IP 44.
- Junction box has enclosure class IP 54.
- For speed control a transformer or electric speed controller can be connected.
- The housing is manufactured from galvanized sheet steel.
- The fan is intended to be installed in a duct system.
- When duct connected the fan can be installed outside or in damp environments.

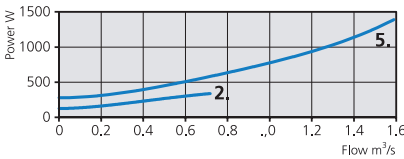
### ACCESSORIES

- Rectangular flexible connection, 600x350, for reducing vibration in ventilation systems
- Transformer VRDT 4, VRTT 4

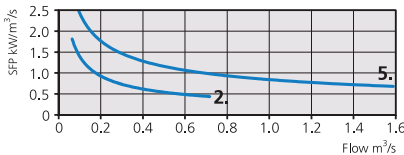
### PRESSURE/FLOW



### POWER/FLOW



### SFP



### TRANSFORMER STEPS

1. 95V    2. 145V    3. 185V    4. 240V    5. 400V

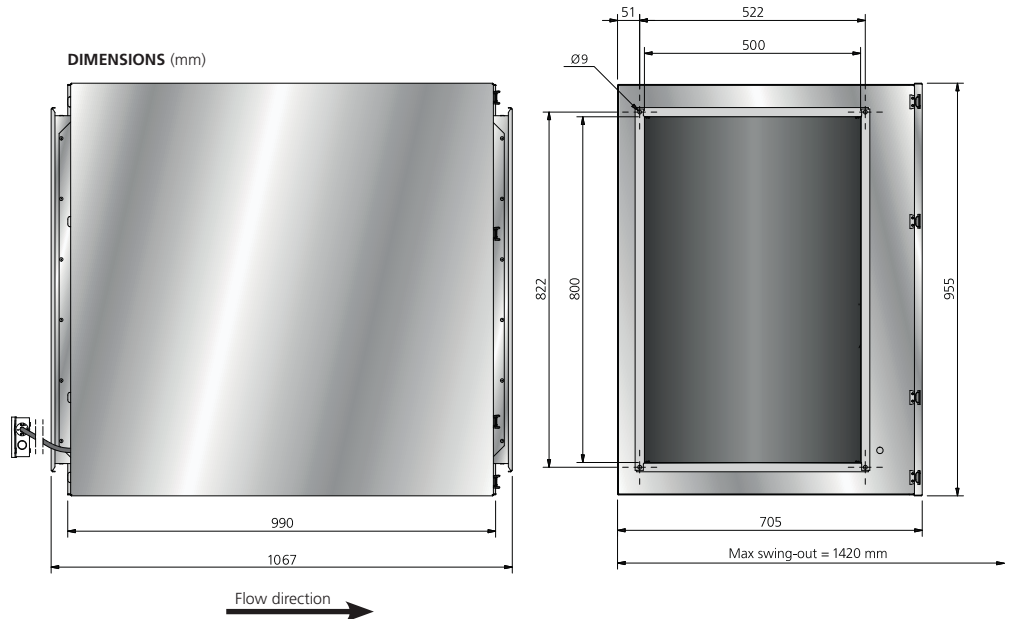
### TECHNICAL DATA

IRE 80x50 A3 ErP AC	Art.no. 7900067
<b>Voltage</b>	Y 400/Δ 230 / 50 V/Hz
<b>Voltage range</b>	380-415/50 V/Hz
<b>Phase</b>	3 ~
<b>Current</b>	2.80 / 4.85 A
<b>Power</b>	1200 W
<b>Speed</b>	660 rpm
<b>Capacitor</b>	- μF
<b>Max. temperature of transported air</b>	60 C°
<b>Max. temperature of transported air when speed controlled</b>	60 C°
<b>Sound pressure level at 3 m</b>	45 dB(A)
<b>Weight</b>	99.8 kg
<b>Wiring diagram</b>	Y 4040004 / Δ 4040003

### SOUND DATA

	L <sub>PA</sub>	L <sub>WA</sub> tot dB (A)	63	125	250	500	1K	2K	4K	8K
<b>5. Surrounding 400V</b>	45	52	44	43	47	48	41	43	39	37
<b>5. Outlet 400V</b>		79	66	67	69	73	73	73	69	57
<b>5. Inlet 400V</b>		64	56	58	55	53	57	56	53	41

### DIMENSIONS (mm)



# INSULATED DUCT FANS WITH RECTANGULAR CONNECTIONS

## IRE 80x50 B3 ErP AC



### ACCESSORIES

- Rectangular flexible connection, 600x350, for reducing vibration in ventilation systems
- Transformer VRDT 7, VRTT 7

- Insulated duct fan with rectangular connections.
- Equipped with 50 mm of thermal and acoustic insulation makes it ideal for handling cold air.
- Designed for high pressure and long duct runs..
- The design priorities functionality, durability and longevity.
- The power consumption at highest total efficiency is above 125W and meets the ErP directive.
- Impeller with forward curved blades.
- The external rotor motor has maintenance-free sealed ball-bearings.

- Integrated approved thermal motor protection.
- Motor has insulation class F.
- Enclosure class of the fan is IP 44.
- Junction box has enclosure class IP 54.
- For speed control a transformer or electric speed controller can be connected.
- The housing is manufactured from galvanized sheet steel.
- The fan is intended to be installed in a duct system.
- When duct connected the fan can be installed outside or in damp environments.

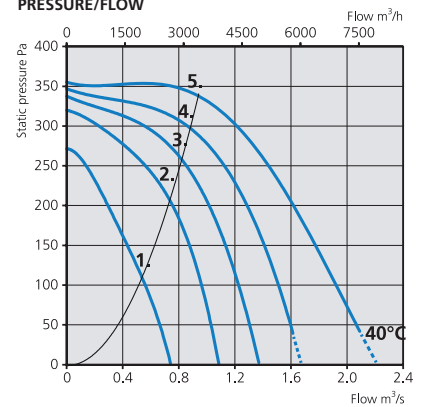
### TECHNICAL DATA

IRE 80x50 B3 ErP AC	Art.no. 7900068
Voltage	Y 400/Δ 230 / 50 V/Hz
Voltage range	380-415/50 V/Hz
Phase	3 ~
Current	4.80 / 8.30 A
Power	2183 W
Speed	680 rpm
Capacitor	- μF
Max. temperature of transported air	40 C°
Max. temperature of transported air when speed controlled	40 C°
Sound pressure level at 3 m	48 dB(A)
Weight	115.0 kg
Wiring diagram	Y 4040004 / Δ 4040003

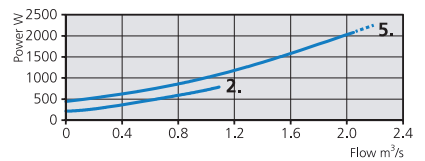
### SOUND DATA

	L <sub>PA</sub>	L <sub>WA</sub> tot dB (A)	63	125	250	500	1K	2K	4K	8K
5. Surrounding 400V	48	55	46	44	49	52	46	48	43	38
5. Outlet 400V		79	65	66	68	73	74	74	69	58
5. Inlet 400V		67	59	62	58	56	61	60	57	46

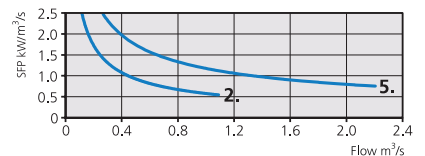
### PRESSURE/FLOW



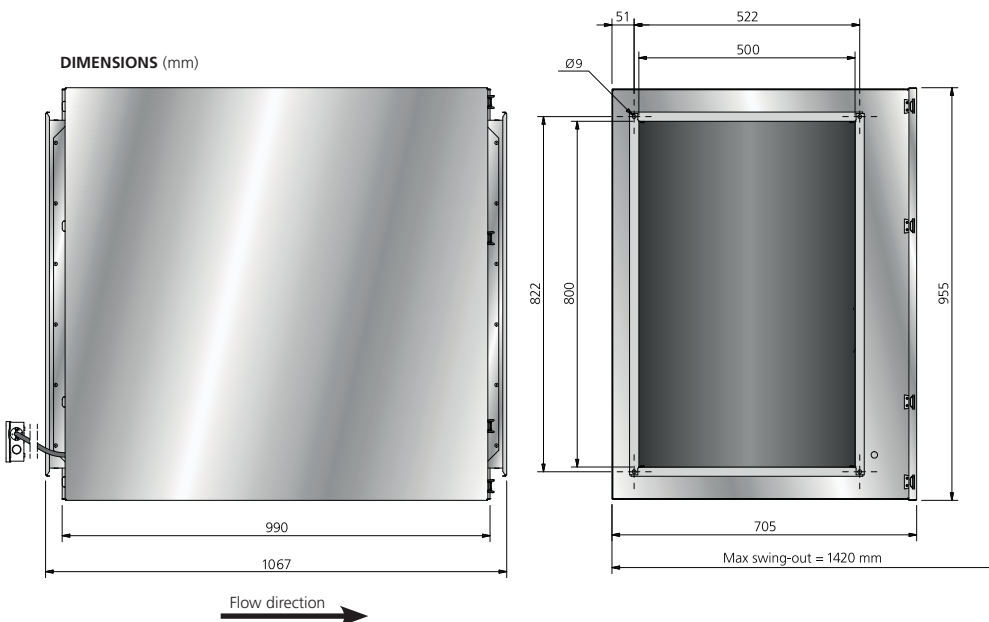
### POWER/FLOW



### SFP



### DIMENSIONS (mm)




### TRANSFORMER STEPS

1. 95V
2. 145V
3. 185V
4. 240V
5. 400V

# INSULATED DUCT FANS WITH RECTANGULAR CONNECTIONS

## IRE 80x50 C3 ErP AC



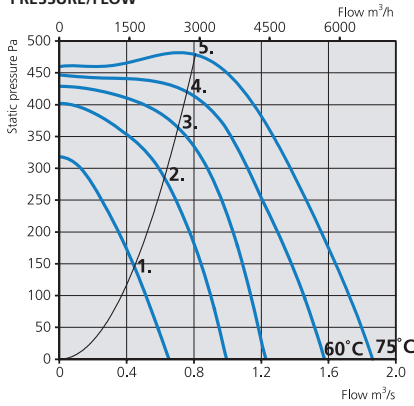
- Insulated duct fan with rectangular connections.
- Equipped with 50 mm of thermal and acoustic insulation makes it ideal for handling cold air.
- Designed for high pressure and long duct runs..
- The design priorities functionality, durability and longevity.
- The power consumption at highest total efficiency is above 125W and meets the ErP directive.
- Impeller with forward curved blades.
- The external rotor motor has maintenance-free sealed ball-bearings.

- Integrated approved thermal motor protection.
- Motor has insulation class F.
- Enclosure class of the fan is IP 44.
- Junction box has enclosure class IP 54.
- For speed control a transformer or electric speed controller can be connected.
- The housing is manufactured from galvanized sheet steel.
- The fan is intended to be installed in a duct system.
- When duct connected the fan can be installed outside or in damp environments.

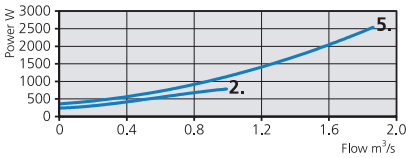
### ACCESSORIES

- Rectangular flexible connection, 600x350, for reducing vibration in ventilation systems
- Transformer VRDT 7, VRTT 7

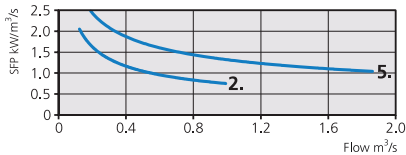
### PRESSURE/FLOW



### POWER/FLOW



### SFP



### TRANSFORMER STEPS

1. 95V    2. 145V    3. 185V    4. 240V    5. 400V

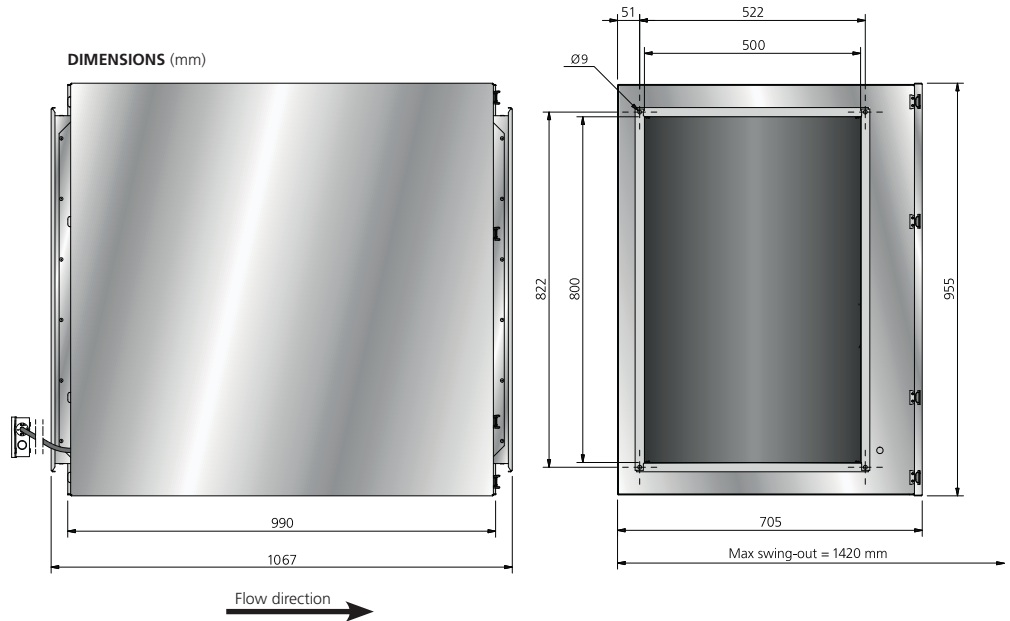
### TECHNICAL DATA

IRE 80x50 C3 ErP AC	Art.no. 7900069
Voltage	Y 400/Δ 230 / 50 V/Hz
Voltage range	380-415/50 V/Hz
Phase	3 ~
Current	4.70 / 8.10 A
Power	2540 W
Speed	890 rpm
Capacitor	- μF
Max. temperature of transported air	75 C°
Max. temperature of transported air when speed controlled	60 C°
Sound pressure level at 3 m	45 dB(A)
Weight	104.3 kg
Wiring diagram	Y 4040004 / Δ 4040003

### SOUND DATA

	L <sub>PA</sub>	L <sub>WA</sub> tot dB (A)	63	125	250	500	1K	2K	4K	8K
5. Surrounding 400V	45	52	46	45	46	47	43	45	42	39
5. Outlet 400V		79	63	66	67	72	74	74	70	58
5. Inlet 400V		68	60	63	57	56	61	61	57	47

### DIMENSIONS (mm)





# INSULATED DUCT FANS WITH RECTANGULAR CONNECTIONS



## IRE 80x50 D3 ErP AC

### ACCESSORIES

- Rectangular flexible connection, 600x350, for reducing vibration in ventilation systems
- Transformer VRDT 7, VRTT 7

- Insulated duct fan with rectangular connections.
- Equipped with 50 mm of thermal and acoustic insulation makes it ideal for handling cold air.
- Designed for high pressure and long duct runs..
- The design priorities functionality, durability and longevity.
- The power consumption at highest total efficiency is above 125W and meets the ErP directive.
- Impeller with forward curved blades.
- The external rotor motor has maintenance-free sealed ball-bearings.

- Integrated approved thermal motor protection.
- Motor has insulation class F.
- Enclosure class of the fan is IP 44.
- Junction box has enclosure class IP 54.
- For speed control a transformer or electric speed controller can be connected.
- The housing is manufactured from galvanized sheet steel.
- The fan is intended to be installed in a duct system.
- When duct connected the fan can be installed outside or in damp environments.

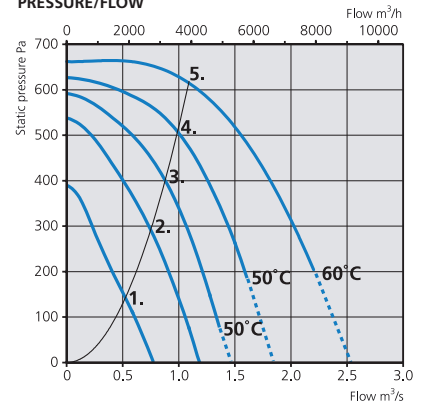
### TECHNICAL DATA

IRE 80x50 D3 ErP AC	Art.no. 7900070
Voltage	Y 400/Δ 230 / 50 V/Hz
Voltage range	380-415/50 V/Hz
Phase	3 ~
Current	7.00 / 12.00 A
Power	4000 W
Speed	870 rpm
Capacitor	- μF
Max. temperature of transported air	60 C°
Max. temperature of transported air when speed controlled	50 C°
Sound pressure level at 3 m	51 dB(A)
Weight	115.6 kg
Wiring diagram	Y 4040004 / Δ 4040003

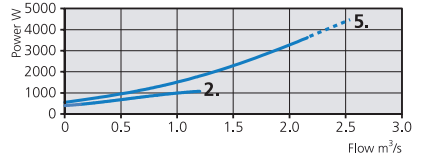
### SOUND DATA

	L <sub>PA</sub>	L <sub>WA</sub> tot dB (A)	63	125	250	500	1K	2K	4K	8K
5. Surrounding 400V	51	58	52	48	53	54	49	50	46	43
5. Outlet 400V		83	66	70	70	76	79	79	73	63
5. Inlet 400V		71	64	66	61	59	65	62	60	50

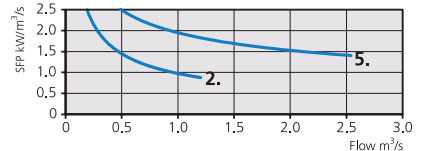
### PRESSURE/FLOW



### POWER/FLOW



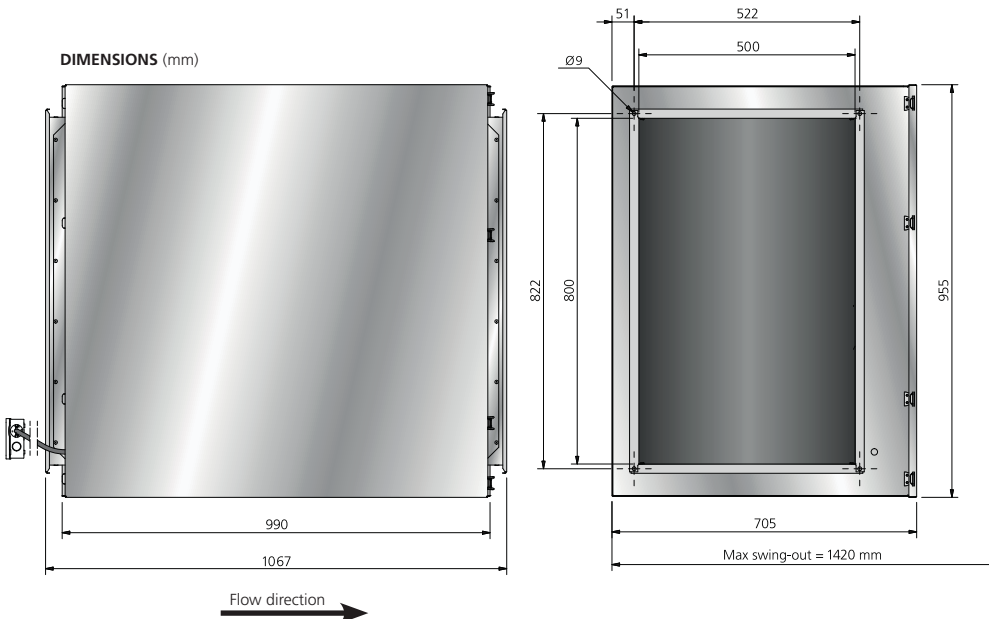
### SFP



### TRANSFORMER STEPS


1. 95V
2. 145V
3. 185V
4. 240V
5. 400V

### DIMENSIONS (mm)



# INSULATED DUCT FANS WITH RECTANGULAR CONNECTIONS

## IRE 80x50 E3 ErP AC



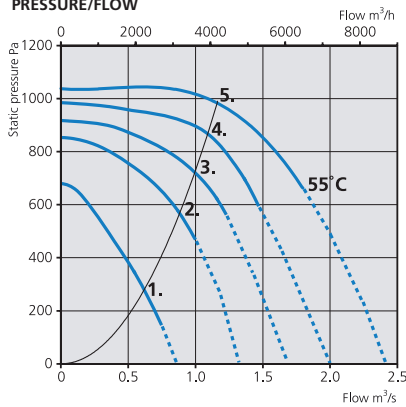
- Insulated duct fan with rectangular connections.
- Equipped with 50 mm of thermal and acoustic insulation makes it ideal for handling cold air.
- Designed for high pressure and long duct runs..
- The design priorities functionality, durability and longevity.
- The power consumption at highest total efficiency is above 125W and meets the ErP directive.
- Impeller with forward curved blades.
- The external rotor motor has maintenance-free sealed ball-bearings.

- Integrated approved thermal motor protection.
- Motor has insulation class F.
- Enclosure class of the fan is IP 44.
- Junction box has enclosure class IP 54.
- For speed control a transformer or electric speed controller can be connected.
- The housing is manufactured from galvanized sheet steel.
- The fan is intended to be installed in a duct system.
- When duct connected the fan can be installed outside or in damp environments.

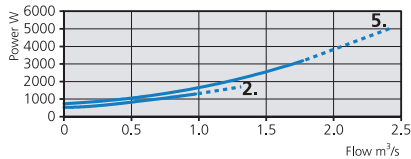
### ACCESSORIES

- Rectangular flexible connection, 600x350, for reducing vibration in ventilation systems
- Transformer VRDT 11, VRIT 11

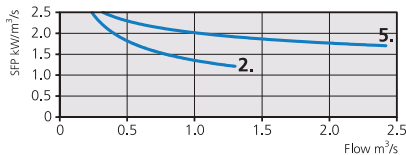
### PRESSURE/FLOW



### POWER/FLOW



### SFP



### TRANSFORMER STEPS

1. 95V    2. 145V    3. 185V    4. 240V    5. 400V

### TECHNICAL DATA

IRE 80x50 E3 ErP AC	Art.no. 7900071
Voltage	Y 400/Δ 230 / 50 V/Hz
Voltage range	380-415/50 V/Hz
Phase	3 ~
Current	8.90 / 15.40 A
Power	3210 W
Speed	1390 rpm
Capacitor	- μF
Max. temperature of transported air	55 C°
Max. temperature of transported air when speed controlled	55 C°
Sound pressure level at 3 m	56 dB(A)
Weight	113.4 kg
Wiring diagram	Y 4040004 / Δ 4040003

### SOUND DATA

	L <sub>PA</sub>	L <sub>WA</sub> tot dB (A)	63	125	250	500	1K	2K	4K	8K
5. Surrounding 400V	56	63	57	54	57	56	56	58	53	48
5. Outlet 400V		92	73	77	78	82	88	87	82	72
5. Inlet 400V		78	67	72	67	63	73	73	68	60

### DIMENSIONS (mm)

